



STATE OF THE DEPARTMENT



Bridge construction over the East Garden Grove-Wintersburg Channel

2022-2024

ORANGE COUNTY BOARD OF SUPERVISORS



ANDREW DO
SUPERVISOR
1st District



VICENTE SARMIENTO
SUPERVISOR
2nd District



DONALD P. WAGNER
CHAIRMAN
3rd District



DOUG CHAFFEE
VICE CHAIRMAN
4th District



KATRINA FOLEY
SUPERVISOR
5th District

MISSION STATEMENT



1st District

Cypress, Fountain Valley, Garden Grove (portions of), Huntington Beach, Los Alamitos, La Palma, Seal Beach, Westminster, Unincorporated Communities of Midway City and Rossmore

2nd District

Anaheim (portions of), Garden Grove (portions of), Orange (portions of), Santa Ana, Tustin (portions of), Unincorporated Communities of North Tustin

3rd District

Anaheim (portions of), Irvine (portions of), Lake Forest, Mission Viejo, Orange (portions of), Rancho Santa Margarita, Tustin (portions of), Villa Park, Yorba Linda, and the Unincorporated

4th District

Brea, Buena Park, Fullerton, La Habra, Placentia, Stanton, portions of Anaheim, and unincorporated communities

5th District

Aliso Viejo, Costa Mesa, Dana Point, Irvine (portions of), Laguna Beach, Laguna Hills, Laguna Niguel, Laguna Woods, Newport Beach, San Clemente, San Juan Capistrano, Unincorporated areas of Coto de Caza, Ladera Ranch, Las Flores, and Rancho Mission Viejo

MISSION

PROTECT AND ENRICH ORANGE COUNTY COMMUNITIES THROUGH SUSTAINABLE DELIVERY OF PROJECTS AND SERVICES

VISION

PROVIDE WORLD CLASS PROJECTS AND SERVICES THROUGH COLLABORATION, INNOVATION AND STEWARDSHIP

GUIDING PRINCIPLES

SAFETY, INTEGRITY, QUALITY, TEAMWORK, ADAPTABILITY

OC Public Works

STATE OF THE DEPARTMENT



HEADQUARTERS

County Administration South
601 North Ross Street
Santa Ana, CA 92701
ocpublicworks.com

Produced by OCPW Strategic Communications

OC PUBLIC WORKS TABLE OF CONTENTS

STATE OF THE DEPARTMENT	4
KEY INITIATIVES	8
OCPW SERVICES	16
MAJOR PROJECTS	20
OCPW SERVICE AREAS	31
OCPW AWARDS	54
APPENDIX OF ACCOMPLISHMENTS	56



County Administration South Building in Santa Ana



A MESSAGE FROM OUR DIRECTOR

WELCOME TO THE 2022-2024 STATE OF THE DEPARTMENT FOR ORANGE COUNTY PUBLIC WORKS

Dear Orange County Community,

As the Director of Orange County Public Works, it is my privilege to share with you the remarkable progress our department has achieved over the past two years. Our commitment to excellence and customer service remains the cornerstone of our work, and it is with great pride that I reflect on our accomplishments and the impact they have had on our vibrant communities.

We've successfully enhanced infrastructure and fortified public safety through key projects such as the East Garden Grove-Wintersburg Channel Improvement and the Huntington Beach Channel Sheet Pile Repair. These efforts not only safeguard our neighborhoods but also reflect our unwavering commitment to excellence and community well-being.

Our dedication to responsiveness is evident in the 5,308 service requests we addressed through MyOCeServices, demonstrating our commitment to integrity and quality in serving our residents. We also prioritized environmental stewardship by removing approximately 357,000 cubic yards of trash and debris from County roads and flood control channels, creating a safer and cleaner environment. Additionally, our adaptability in managing resources allowed us to re-purpose nearly 132,000 cubic yards of sand to replenish Orange County's beaches.

We are also proud to have delivered several key facilities that contribute to the well-being of our community. The Large Mammal Exhibit at the OC Zoo, the new 250,000 square foot County Administration North building in the Santa Ana Civic Center, and the Multipurpose Rehabilitation Center for the OC Probation department are all now operational, thanks to our dedicated teams.

As we move forward, we remain committed to maintaining the highest standards of public service, continuing our work as a cohesive team to build and sustain a thriving community for all. Thank you for your trust and support as we strive to enhance the quality of life in Orange County.


Sincerely,

JAMES TREADAWAY, P.E., S.E.
DIRECTOR, OCPW

OC PUBLIC WORKS MANAGEMENT TEAM



JAMES TREADAWAY, P.E. & S.E.
DIRECTOR



TIM CORBETT
CHIEF DEPUTY DIRECTOR




KEVIN ONUMA, P.E.
COUNTY ENGINEER



ZAC HENSON
DEPUTY DIRECTOR
Administrative Services




FIONA MAN, P.E., T.E.
DEPUTY DIRECTOR
OC Construction



JUSTIN KIRK, A.I.C.P.
DEPUTY DIRECTOR
OC Development Services




JOSÉ ARRIAGA
AGRICULTURAL COMMISSIONER/
SEALER OF WEIGHTS & MEASURES
Agricultural Commissioner's Office



JOE SEYBOLD
DEPUTY DIRECTOR
OC Facilities Design &
Construction Management &
Central Utility Facility



AMANDA CARR
DEPUTY DIRECTOR
OC Environmental Resources



TIM GONSALVES
DEPUTY DIRECTOR
OC Facilities Maintenance &
OC Fleet Services



NARDY KHAN, P.E.
DEPUTY DIRECTOR
OC Infrastructure Programs



EDWARD FRONDOSO, P.E.
DEPUTY DIRECTOR
OC Operations & Maintenance

KEY INITIATIVES



OCPW employees collaborating during the Project Management Academy cohort session

BEACH WATER QUALITY




“A” GRADES FOR BEACH WATER QUALITY

The County of Orange received “A” grades* from Heal the Bay for water quality at **94% (123 of 131 monitored stations)** of Orange County’s beaches during summer dry weather and 85 percent (44 of 52 monitored stations) during winter weather.

*Grades are calculated by Heal the Bay using data collected from routine water sampling by County health agencies, State agencies, Tribal agencies, sanitation departments, and dischargers on the West Coast.

The report consists of three separate grades for each beach, based on collection seasons:

- Summer Dry Grade (April through October 2022), which is the prime recreation season in California when beaches are most active.
- Winter Dry Grade (November 2022 through March 2023)
- Wet Weather Grade (April 2022 through March 2023), which is taken within three days following a rain event greater than 0.1 inches.



Newport Beach area adjacent to the Santa Ana River Outlet

INNOVATIVE SUSTAINABILITY



ENERGY EFFICIENT

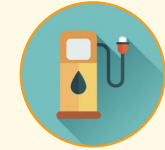


COUNTY ADMINISTRATION BUILDINGS NORTH AND SOUTH (2019 - 2022)

Over **500,000** square feet of new, LEED Silver certified office space designed to exceed the AIA's 2030 Commitment to reduce net energy consumption by **70%**



ELECTRIFIED



39 new electric vehicle charging ports

23
at P10

16
at P4

Wiring for **66 future spots** at P10

In accordance with The Advanced Clean Fleets ("ACF") Regulation to help reduce emissions and improve air quality, fleets must phase in Zero-Emission Vehicles ("ZEVs").

As of January 1, 2024,
50% of purchases must be ZEVs.

As of January 1, 2027,
100% of purchases must be ZEVs.

100%
ZEVs
BY
2027


OC FLEET IS ON TRACK:
2 FORD LIGHTNING ELECTRIC TRUCKS PURCHASED IN 2023.
5 ADDITIONAL VEHICLES SCHEDULED FOR 2025.

UPGRADES



405 WEST 5TH BUILDING MECHANICAL & ELECTRICAL UPGRADE PROJECT (2023)

\$47,782 in energy & maintenance cost savings per year



SUSTAINABILITY IMPROVEMENT PROJECTS FROM 2015 TO 2024 HAVE REDUCED THE COUNTY'S CARBON FOOTPRINT BY APPROXIMATELY

2,283
metric tons



CENTRAL UTILITY FACILITY UPGRADE PROJECT (2018)

Plant electrical, cooling and heating system upgrades resulted in a **65%** system efficiency, improved resiliency, and reduced emissions



TUSTIN LIBRARY MECHANICAL RETROFIT (2017)

\$10,000 in energy cost savings per year

LIGHTING



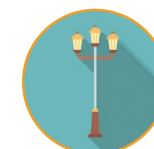
MANCHESTER OFFICE BUILDING PARKING LOT LIGHTING RETROFIT PROJECT (2016)

\$84,085 in energy cost savings per year




ORANGE COUNTY DATA CENTER LIGHTING RETROFIT PROJECT (2015)

\$23,022 monthly electrical savings




CLARK PARK MUSEUM LIGHTING RETROFIT (2017)

\$15,261 in energy cost savings per year



LS-2 STREETLIGHTS LED CONVERSION PROJECT (2018)

\$11,422 energy cost savings per year and 30% reduction in maintenance costs



CRAIG REGIONAL, TRI-CITY & MILE SQUARE PARK LIGHTING RETROFIT PROJECT (2018)

\$21,341 in energy cost savings per year

THE PROJECT DELIVERY MANUAL



ROAD MAP TO SUCCESS

The Project Delivery Manual (“The PDM”) came to fruition in 2022. Developed by a team of Public Works technical and subject matter experts, The PDM provides an overview of OCPW project management methodology and describes the phases, processes and standards developed for use with OCPW projects.



This document is a road map that assists project managers in the successful delivery of projects on time, on budget, and to meet or exceed client/agency/stakeholder expectations. It brings a common language, consistent framework and clear expectations to the what, when, why, and how of project management by OCPW. The guides in this document can and should be tailored to fit the unique needs of each County project.


PROJECT LIFE CYCLE

The Project Delivery Manual consists of 5 chapters based on the phases of the project life cycle:




INITIATION

- A need, problem or opportunity has been identified, described, and preliminary estimates are prepared.
- Planning begins upon approval of project and funding.



DESIGN

- Formulating the project while working with the client to determine scope.
- Exploring how objectives can be met and recommending the best alternative.
- Identification and communication to all parties involved.



BID & AWARD

- Project documents are prepared for publishing and the project is advertised for bids.
- Determine who to award the project to based on the delivery method



CONSTRUCTION

- Project deliverables are completed according to plan and project performance is measured regularly to identify variances.
- All progress is closely monitored and reported to key stakeholders.



CLOSE OUT

- Bringing the project to conclusion.
- Project results are verified and approved by the client.
- Project records are collected and stored appropriately.
- Project successes, effectiveness, and lessons learned are documented.

PROJECT MANAGEMENT ACADEMY



DEVELOPING STRONGER PROJECTS


In support of the development of the PDM in 2022, the OCPW Project Management Academy (“PMA”) launched in January, 2024.

The PMA was developed to generate interest in project management, investing in staff, building relationships between project managers and support staff from other service areas, and create a forum for project managers to share best practices and align processes.

The cohort focuses on walking through OCPW’s project delivery process from the perspective of a project manager using The PDM as a guide. Each class focuses on different aspects of project delivery to give the participants a complete view of the project life cycle from start to finish, taught by OCPW Senior Managers, Deputy Directors, and the Executive Management Team.



8 Classes
held for each cohort



36 staff from all 10 OCPW Service Areas completed the first cohort in 2024



OCPW WOMEN'S L.E.A.D. COHORT



WOMEN MENTORING WOMEN

OCPW launched the OCPW Women's L.E.A.D. (Learning, Encouragement, And Development) Cohort in 2023. This new program is designed to encourage professional development initiatives and foster networking opportunities for the women of OCPW.

This year's cohort sessions have featured topics such as collaboration, insight into the interview process, and networking to create more meaningful connections through professional channels. Cohorts have been led by OCPW Senior Managers, Deputy Directors and guest speakers. With the support of OCPW's Management Team, the OCPW Women's L.E.A.D Cohort is projected to grow and continue to support and inspire the 180 women who work in Public Works.



3 sessions
held in 2024





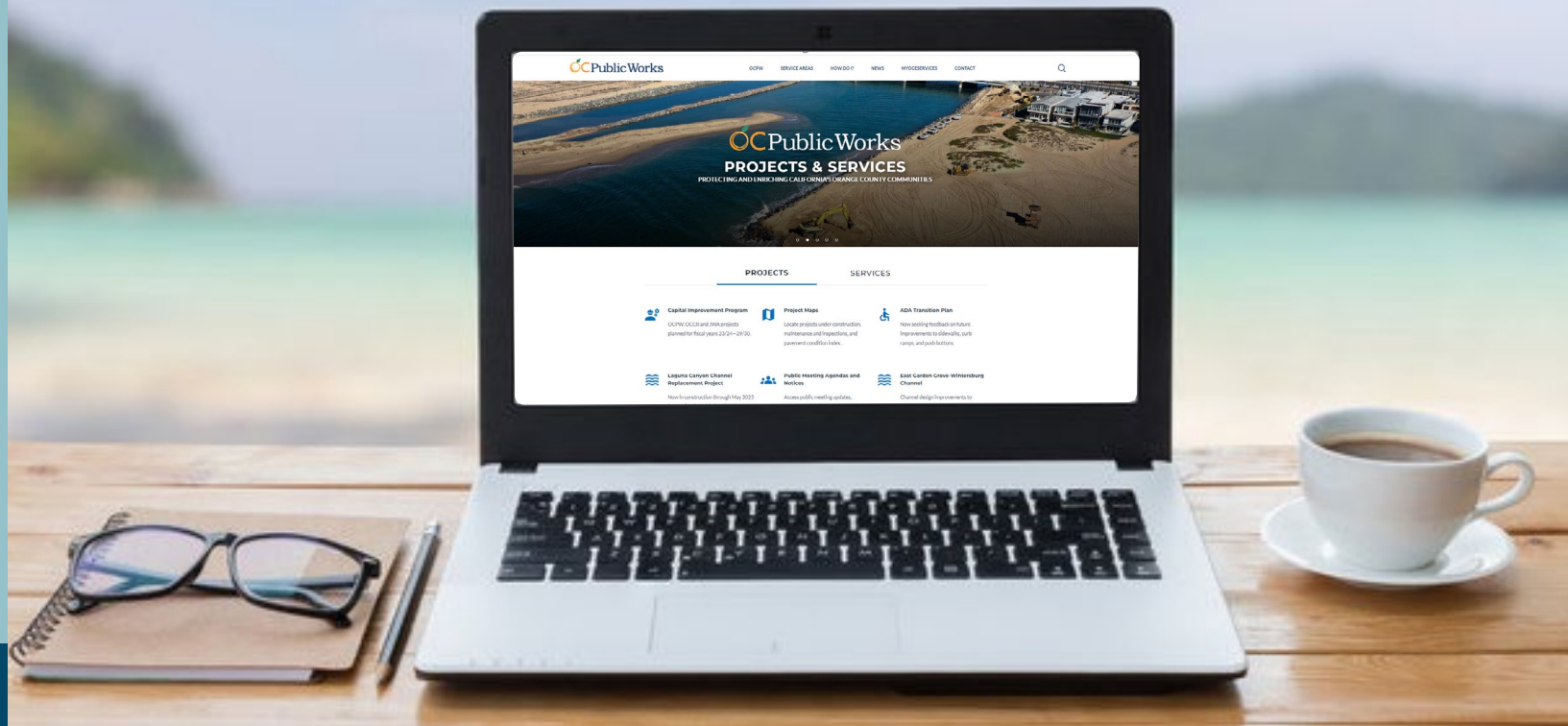
An average of 35 OCPW employees participated in each session



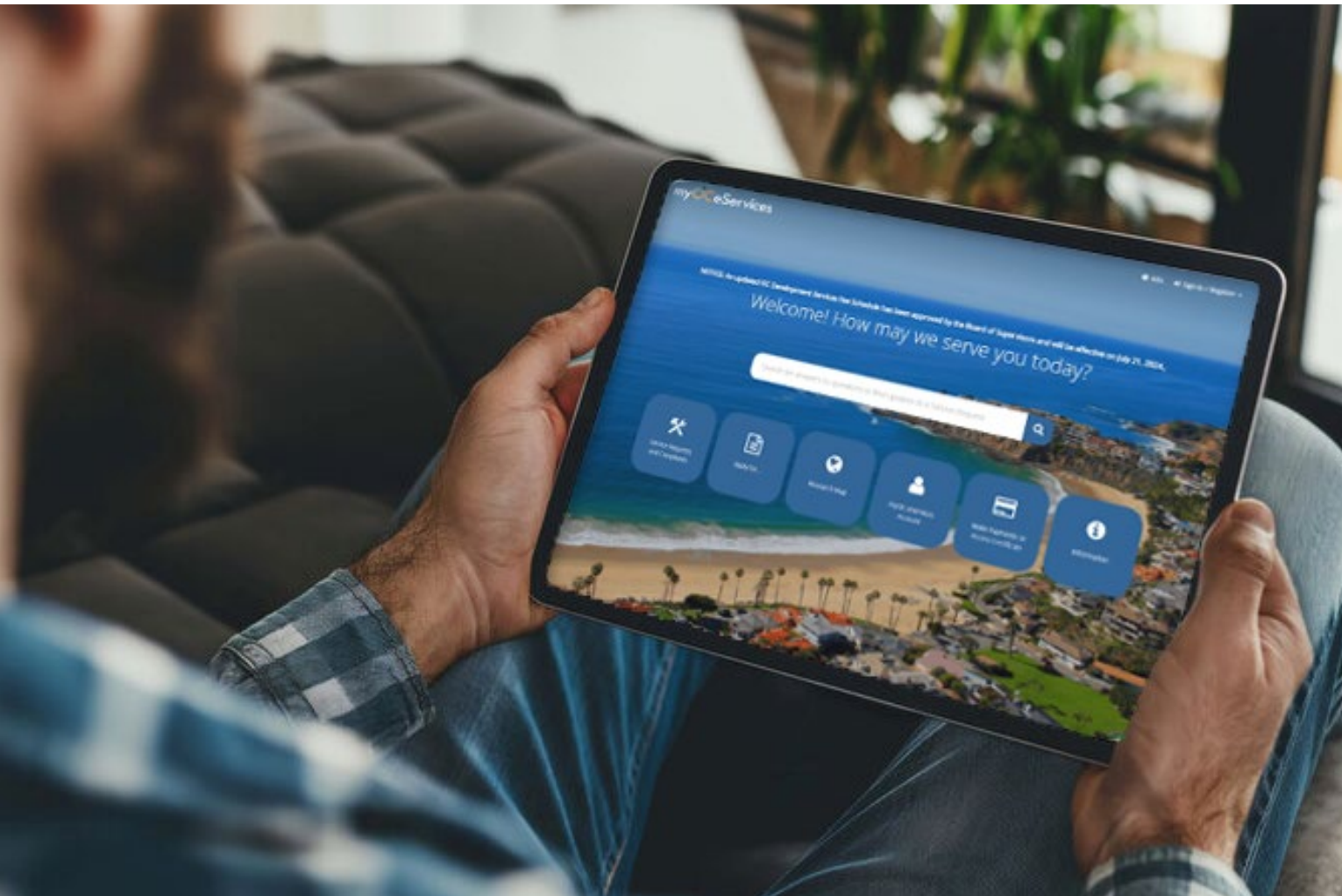
VISIT ORANGE COUNTY'S PUBLIC WORKS WEBSITE

ocpublicworks.com

Access projects and services from throughout our department.



OCPW SERVICES



Services page for myOCeServices request portal

PROVIDING SERVICES

In alignment with our mission of protecting and enriching communities, OCPW delivers a wide array of services for the public with efficiency and innovation.

Our teams work throughout the year to help ensure that communities and homes are safe, waterways are clean, retail consumers are protected and more.

Our services are a major part of what we do every day for Orange County residents, businesses and visitors, including:

 <p>Graffiti removal from public areas</p>	 <p>Conduct traffic studies to enhance road safety</p>	 <p>Perform land surveys and mapping services</p>	 <p>Public road and pothole repairs</p>
 <p>Process private property permits, planning applications and property information requests for property owners</p>	 <p>Water sample testing in beaches, creeks and waterways to improve and maintain water quality and safety</p>	 <p>Review, monitor and approve building and grading plans</p>	 <p>Removal of trash and debris from unincorporated areas, roads and flood control channels</p>
 <p>Enforce proper pesticide use regulation and conduct investigations into pesticide-related illnesses</p>	 <p>Provide sandbags to residents in unincorporated areas for the protection of homes from rain and mud</p>	 <p>Deploy crews to maintain roadway access during emergency situations, weather events, and natural disasters</p>	 <p>Inspect wholesale and retail plant nurseries for pest cleanliness, proper labeling and prohibited weed species</p>
 <p>Inspect imported fruit and commodities to identify pests and diseases that may greatly damage local agricultural crops</p>	 <p>Inspect farmers markets to ensure that each vendor has been certified as growing each agricultural product brought to market</p>	 <p>Inspect and certify commercial weight scales, measuring devices, and price scanners at retail stores to ensure accuracy</p>	 <p>Inspect gasoline stations to ensure prices, products, containers, and signage meet established standards and conform to state law requirements.</p>

MYOCESERVICES PORTAL

EASE OF ACCESS

With our robust online service portal myOCeServices.ocgov.com, customers are able to submit service requests with ease and transparency like never before. Since the inception of the platform in 2018, over **33,000 public user accounts** have been registered, with new users registering each day.



With online access to request records, submit applications and submit service requests or report issues in their community, the online portal has proven successful in connecting OCPW with the community it serves.


Requests through the myOCeServices.ocgov.com platform in 2023 included:




Operations & Maintenance crew work to clear debris from a Modjeska Canyon roadway during Hurricane Hilary in 2023.



5,308
service requests
submitted via
MyOCeServices



1,275
graffiti removal
requests represented
the most requests



1,222
requests
for trash, debris, and
vegetation related
matters submitted



789
service requests
related to County
fences and walls



Performed
50,726
building, grading
and encroachment
inspections



357,000
cubic yards
of trash and debris
removed from County
roads and flood control
channels



The OCPW customer service counter at the County Service Center in Santa Ana is available for in-person services.

AGRICULTURAL COMMISSIONER'S OFFICE

WEIGHTS AND MEASURES

The **Orange County Weights and Measures** program performs routine and complaint-based price verification inspections to protect consumers from being overcharged.

Orange County is the **2nd largest county** with registered automated pricing systems in California, with **4,738 registered businesses** utilizing **22,704 point-of-sale systems** to charge customers for the items they sell. Orange County consumers spend \$52.3 billion annually on retail sales (8.8 percent of our state's retail economy).



Performing price verification at a local grocery store



1,042
retail locations inspected
for retail pricing accuracy
in 2023, resulting in
300 violations



421
individual violations were
identified and mitigated
through compliance or
enforcement actions

PESTICIDE USE ENFORCEMENT PROGRAM

The **Pesticide Use Enforcement** program of the Agricultural Commissioner's Office is responsible for the local enforcement of pesticide use laws and regulations to protect the urban and agricultural environment as well as the public and industry by overseeing the legal and safe use of pesticides.


303 compliance audits were performed on pest control businesses and pesticide dealers. Property operators records were also audited to ensure compliance with worker safety, training, and retention requirements.



2,381
in-field pesticide
safety inspections
conducted in 2023



Renewable Farms in Anaheim



2,684
pesticide inspections
were performed,
resulting in
141 Violations

MAJOR PROJECTS

EAST GARDEN GROVE-WINTERSBURG CHANNEL IMPROVEMENT PROJECT

HUNTINGTON BEACH

Construction Cost \$83M
Completed March 2023

Completed construction of the East Garden Grove-Wintersburg Channel Improvement Project in Huntington Beach (Warner Ave. to Goldenwest St.). Originally built in 1959, upgrades were needed to increase stormwater capacity as part of a larger effort to enhance flood control across Orange County. The channel's redesign from a trapezoid to a rectangular shape increased its capacity by 50%, enhancing stormwater management. This improvement is a critical step in modernizing the channel, to meet current flood control standards and to protect life and property. Future improvements along the channel, expected to cost approximately \$250 million, aim to eliminate the County's largest remaining floodplain.



East Garden Grove-Wintersburg Flood Control Channel



East Garden Grove-Wintersburg Flood Control Channel

PUBLIC LIBRARY IMPROVEMENTS

ORANGE COUNTY LIBRARIES

Construction Cost \$29M

Public Library improvement projects across the County include enhancements to accessibility, sustainable design elements, and enhanced learning spaces. Comfortable seating, appealing design elements, and thoughtfully curated spaces contribute to a warm and inviting atmosphere.




**Los Alamitos/
Rossmoor**
Cost: **\$4.5M**
Construction Began
July 2023



Dana Point
Cost: **\$6M**
Construction Began
February 2024



Aliso Viejo
Cost: **\$5.5M**
Construction Began
June 2024



La Habra
Cost: **\$5M**
Construction Begins
Spring 2025



Garden Grove Main
Cost: **\$8M**
Construction Begins
Spring 2025



Los Alamitos/Rossmoor Library prior to its grand reopening



Santa Ana Gardens Bikeway path

SANTA ANA GARDENS BIKEWAY PHASE II

SANTA ANA

Construction Cost **\$4.178M**
Completed March 2023

Expanding on the Phase I work completed in Fall 2016 (0.25 miles bikeway from McFadden Avenue to Monta Vista Avenue), Phase II extended the bikeway by another 0.75 miles from Monte Vista Elementary School Avenue to 1st Street, converting a dirt access road into a paved path.

The extension also included the renovation of Friendship Park, and now provides a safer, more direct route for residents traveling through the area.



Friendship Park renovation on behalf of the City of Santa Ana



Mile Square Regional Park in Fountain Valley

MILE SQUARE REGIONAL PARK EXPANSION PHASE I

FOUNTAIN VALLEY

Construction Cost \$11.3M
Completed July 2023

In March 2022, construction began on Phase I of the Golf Course to Park Conversion project for OC Parks. This project aims to increase park access and circulation, promote education and engagement with the community and to increase environmental and natural elements in the park. Phase I of the project included updates to the existing restroom building and adding two new portable restrooms, creating six new picnic areas overlooking two ponds, and installing several new benches throughout the area.

In December 2023, the Orange County Board of Supervisors approved the design-build contract for Phase II. This phase includes plans to build a children's adventure play area composed of open spaces and interactive equipment including a zip line, play structures, tunnels, a long, in-ground slide, climbing wall, and a water play feature. The Great Meadow and the multi-use field will be built for community events such as car shows, fairs, concerts and farmers markets, along with four new parking areas, additional vehicular routes and new irrigation in all planted areas.



OC HEALTH CARE AGENCY EL TORO CAMPUS

IRVINE

Construction Cost \$78.2M

Construction Estimated Completion: December 2024


Construction began in July 2023 on The Orange County Health Care Agency Campus at El Toro Project site within the vicinity of the Orange County Great Park. Built on approximately 9.6 acres, the 68,000 square foot OCHCA building will allow centralization of several divisions to work together in one location. The project addresses the needs for increased capacity, proximity, and facility upgrades.



25,000sf
 Public Health Lab with
 Biosafety Lab Facility



22,000sf
 Communicable Disease
 Control Services Offices



12,000sf
 Emergency
 Management Center



9,000sf
 Agency Operations
 Center



OC Health Care Agency El Toro Campus under construction



Huntington Beach Channel/Talbert Channel

HUNTINGTON BEACH CHANNEL/ TALBERT CHANNEL SHEET PILE REPAIR

HUNTINGTON BEACH

Construction Cost \$68.9M
Completed November 2022

Huntington Beach Channel: South of Adams Ave. to east of Magnolia St. (approximately 3.1 miles)
Talbert Channel: South of Yorktown Ave. to west of Brookhurst St. (approximately 3 miles)

OCPW installed over 17,000 linear feet of steel sheet piles, forming a durable steel wall to strengthen flood control channels and enhance flood protection for the community. The project, involving over 36 million pounds of steel, also included the installation of a new drainage system, sheet pile covers, cable railings, chain-link fences, and concrete repairs.

The County submitted certifying documents to FEMA to confirm that the levee system meets the National Flood Insurance Program requirements, ensuring that 3,100 structures remain outside the floodplain and do not require flood insurance.

HALL OF ADMINISTRATION DEMOLITION/ P10 PARKING LOT

SANTA ANA

Construction Cost \$17M
Completed November 2023

Continuing the development of the Orange County Civic Center, demolition of The Orange County Hall of Administration building began in December 2022 in order to make way for the new P10 County Employee Parking Lot.


The P10 Parking Lot on the former site of the Hall of Administration was created to offer 172 parking spaces, including 6 designated ADA spaces and 24 spots equipped with Electric Vehicle Charging Stations ("EVCS"). An additional 66 spaces have been built with conduit in place for future EVCS.



Demolition of Hall of Administration building



Aerial view of completed P10 Parking Lot



P10 Lot Electric Vehicle Charging Stations

COUNTY ADMINISTRATION NORTH BUILDING

SANTA ANA

Construction Cost \$200M
Completed July 2022

As part of the County's Civic Center Facilities Strategic Plan, the new County Administration North ("CAN") building was constructed with design elements reflecting the historic County Courthouse and the current County Courthouse while implementing them in modern ways.

The CAN building received **USGBC Leadership in Energy and Environmental Design ("LEED") Silver certification** for its efficiency and environmental sustainability.



400 West Civic Center Drive, Santa Ana



100% off the Electrical Grid



100% stormwater management
35% more efficient than LEED benchmarks



\$8,000,000 in savings returned to the County



35% potable water efficiency
60% water efficiency for irrigation



"The overarching goal in building public infrastructure is to provide a physical venue that can promote teamwork, improve efficiency, enhance safety, and provide excellent customer service."

The County Administrative Campus answers these challenges for years to come."

- James Treadaway



Board Hearing Room and CAN Building



Final beam placed during construction

COUNTY ADMINISTRATION NORTH FEATURES:

- **6** Floors of employee office space and meeting rooms.
- **300-seat** Board Hearing Room.
- **254,000** square feet of office space.
- Located within the CAN building are the Board of Supervisors, County Executive Office, Clerk of the Board, County Counsel, OC Health Care Agency and OCPW custodial staff.
- Transparent glass, vertical and horizontal sun shades, light shelves and shading canopies are used throughout the building to improve sustainability and energy efficiency.
- The building core is **30-35%** private offices with **65-70%** workstation ratio around the perimeter including various meeting spaces.
- Features a multi-purpose Commission Room, Assessment Appeals Courtroom, and Sheriff security kiosk.
- Mail room, main floor lunchroom with secure outside seating, lactation rooms and convenient smaller break rooms on each of the upper floors.
- Two levels of secure subterranean employee parking.

ADDRESSING BEACH EROSION

CAPISTRANO BEACH, NEWPORT BEACH, SAN CLEMENTE BEACH, AND SURFSIDE-SUNSET BEACH

In order to address beach erosion along Orange County's coastline, Operations & Maintenance crews exported sand from the Santa Ana River channel to restore and expand the shoreline. Crews accumulated and transported approximately 132,000 cubic yards ("cy") (equivalent to about 44 Olympic-size swimming pools) of sand to various beaches in 2023. Efforts continue into 2024 with an additional 100,000 cy collected and screened for distribution through the end of the year.



Capistrano Beach
2023: 45,000 cy
2024: 20,000 cy



Newport Beach
2023: 42,000 cy
2024: 50,000 cy



San Clemente Beach
2024: 30,000 cy



Surfside-Sunset Beach
2023: 45,000 cy



Shoreline at Capistrano Beach



Atrium on the Departures level at John Wayne Airport

JOHN WAYNE AIRPORT CAPITAL IMPROVEMENT PROGRAM

SANTA ANA

Approved Budget \$711M

OCPW completed the first CIP for JWA with approval from the Board of Supervisors in 2023, consisting of 43 projects, including phasing of programs into projects, soft costs, escalation, and market condition factors.



Improvements to the Central Utility Plant and upgrades to power generation and distribution systems



Reconstruction of JWA's most used taxiways



Electrical Transformer Upgrades



Vertical Conveyance Systems Improvements (escalators and elevators)

OCPW AWARDS



CALIFORNIA STORMWATER QUALITY ASSOCIATION 2022 PROJECT AWARDS

Outstanding Public Outreach/Engagement Project Award
★“Tricks to Trash Cans” social marketing program



AMERICAN PUBLIC WORKS ASSOCIATION (APWA) 2023 Building Excellence | Shaping Tomorrow (B.E.S.T.) Awards

Creative & Innovative
★Huntington Beach and Talbert Channels Repair Project
Drainage, Water, Wastewater
★Laguna Channel Replacement Project



AMERICAN SOCIETY OF CIVIL ENGINEERS (ASCE) 2023 Project Awards

Outstanding Flood Management Project
★East Garden Grove/Wintersburg Channel Improvement Project
Outstanding Small Project
★William R. Mason Regional Park Entry and Roadway Improvements
Outstanding Structural Engineering Project
★Poche Beach Walkway Replacement Project
Outstanding Civil Engineer in the Public Sector - James Treadaway
★Outstanding Contributions to Civil Engineering

2024 PROJECT AWARDS

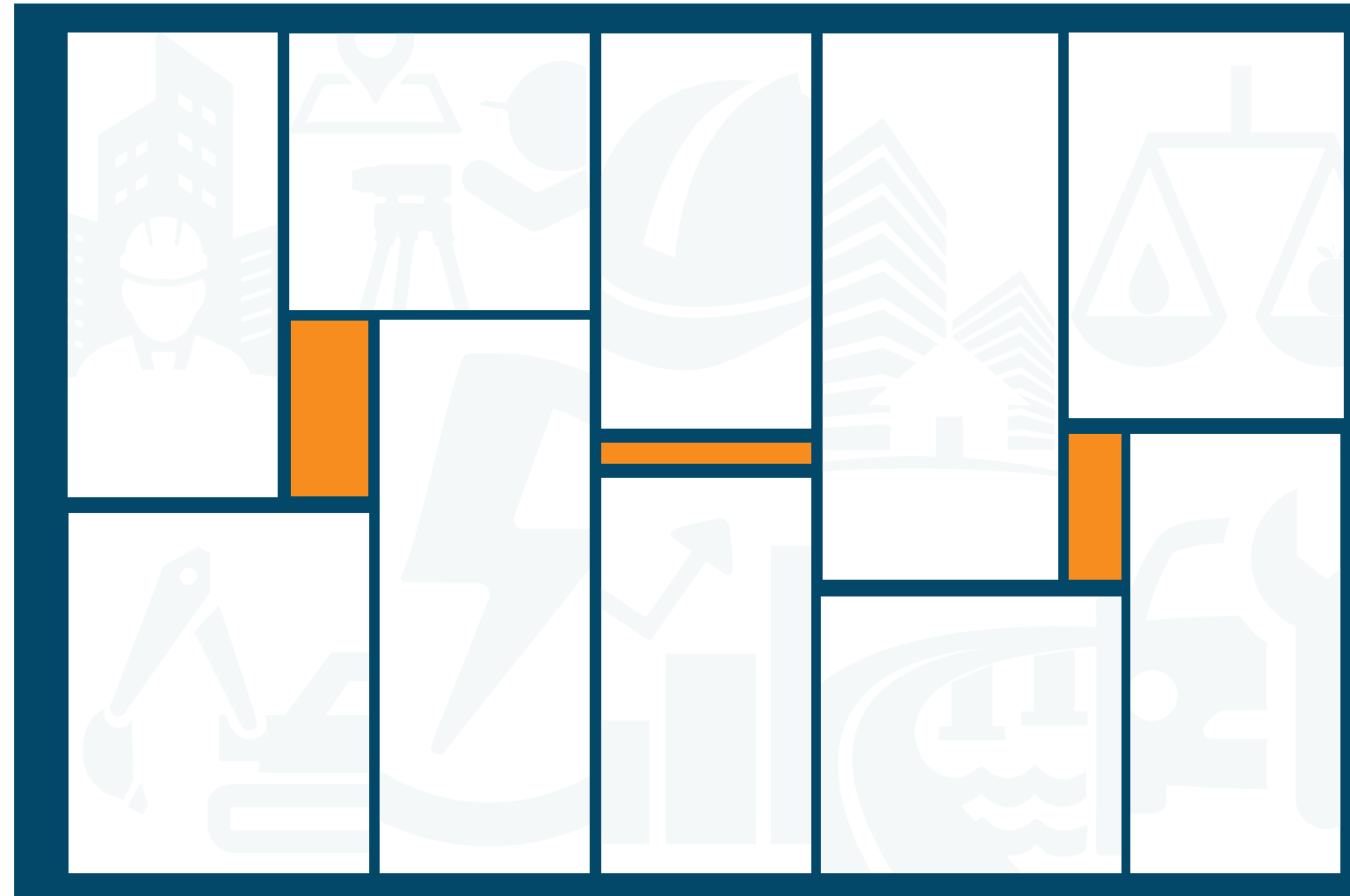
Outstanding Flood Management Project
★Laguna Canyon Channel Replacement Project



CONSTRUCTION MANAGEMENT ASSOCIATION OF AMERICA 2024 PROJECT AWARDS

Environmental / Flood Control Project Achievement Award
★East Garden Grove-Wintersburg Channel Improvement Project
Government Project Achievement Award
★Huntington Beach Channel / Talbert Channel Sheet Pile Repair Project

OCPW SERVICE AREAS



ADMINISTRATIVE SERVICES

Administrative Services leads the financial and administrative operations for the department. This includes management of public information, policies and procedures, fee studies, strategic financial planning, budgets, goods and services procurement, public records requests, and parking and building administration.

CORE SERVICES

BUSINESS SERVICES

Manages the daily operation of County office spaces, building services, franchises, and parking facilities.

FINANCE SERVICES

Builds and maintains budgets, establishes encumbrances and reviews job codes.

PROCUREMENT SERVICES

Oversees County utilities payments and procures construction contracts, design, services and commodities. Also administers compliance services (including Title VI of the Civil Rights Act).

REVENUE STREAMS

Manages fees and rates development, audit coordination and monitoring, and cashing.

STRATEGIC COMMUNICATIONS

Develops public information materials and activities for projects and programs, processes Public Records Act ("PRA") requests and subpoenas, and manages the department's Agenda Staff Report ("ASR") process for preparing items to be considered by the Board of Supervisors. Supports internal employee development including training, professional development and educational support.



4,845
purchase requisitions completed for projects and services in 2023



Over **6,100** parking spaces at 11 locations managed in the Santa Ana Civic Center




2,000
PRA requests processed and submitted




133 ASRs sent to the Board of Supervisors for review



Manages external communications, delivering project and emergency response information to the public



\$808.4M in OCPW budgets prepared and submitted with over **\$125M+** dedicated for capital improvement projects



Captured **JWA** assets to develop a cost model to predict future maintenance costs at the airport



3,000+ records processed for storage at the County records Center annually


OCPW EMPLOYEE PROFILE

ALEX GONZALEZ

BUSINESS SERVICES ADMINISTRATOR/ CUSTODIAN OF RECORDS

AGENDA STAFF REPORT TEAM

Alex manages the Agenda Staff Report ("ASR") team, which process and submits all of the ASR's for Public Works, which ultimately go to the OC Board of Supervisors for consideration. Alex is also the Custodian of Records and is responsible for pulling Public Records Act ("PRA") requests for the department.



Unlike the private sector, public service benefits everyone, which is why it's refreshing to know that all of our work makes a difference to the entire community.
- Alex Gonzalez

Alex monitors all Board of Supervisor meetings to make updates, corrections and log approvals in real time.

OC DEVELOPMENT SERVICES

OC Development Services oversees the planning and development entitlement requirements for private and public projects within the County's unincorporated areas. This includes permit processing, inspection services and management of zoning, building and code regulations – all to ensure safe and responsible property development and community standards.

CORE SERVICES

BUILDING & SAFETY

Ensures public safety by reviewing, monitoring, and approving building plans, grading plans, water quality management plans and geotechnical reports for code compliance. In addition, provides building inspection services for issued permits.

INSPECTION SERVICES

Provides professional grading inspection, encroachment inspection, and subdivision inspection services for the unincorporated areas of Orange County.

LAND DEVELOPMENT

Manages the County's role in the planning, design, financing, plan checking and construction of master planned communities. This includes public and privately-owned flood control facilities, highways, streets and all related infrastructure built or funded by master developers.

PLANNING

Ensures the positive growth and development of the County's unincorporated areas through the implementation of the zoning code, planned communities, local coastal plans, specific plans and General Plan. Reviews environmental documents for both private and public development projects. In addition, delivers community code enforcement services through the Neighborhood Preservation division.

PERMITTING


Assists customers with private property and encroachment (County right-of-way and flood control channels) permit submissions and issuance, research requests, property information and other inquiries through the public permit counter and the online myOCeServices/Land Management System platforms.




9,934
permits issued
for building, grading,
and encroachment
in 2023



78 inspections
conducted from
Discretionary
Applications
submitted in 2023



32,677
public users
registered with
myOCeServices



Code Enforcement
cases in 2023;
571 opened
498 closed



10,041
inspections
for grading and
encroachment
completed in 2023



47,323
building inspections
completed in 2023



5,752
walk-in customers
assisted at the public
counter in 2023



45,387
inquiries
to the general line
resolved in 2023

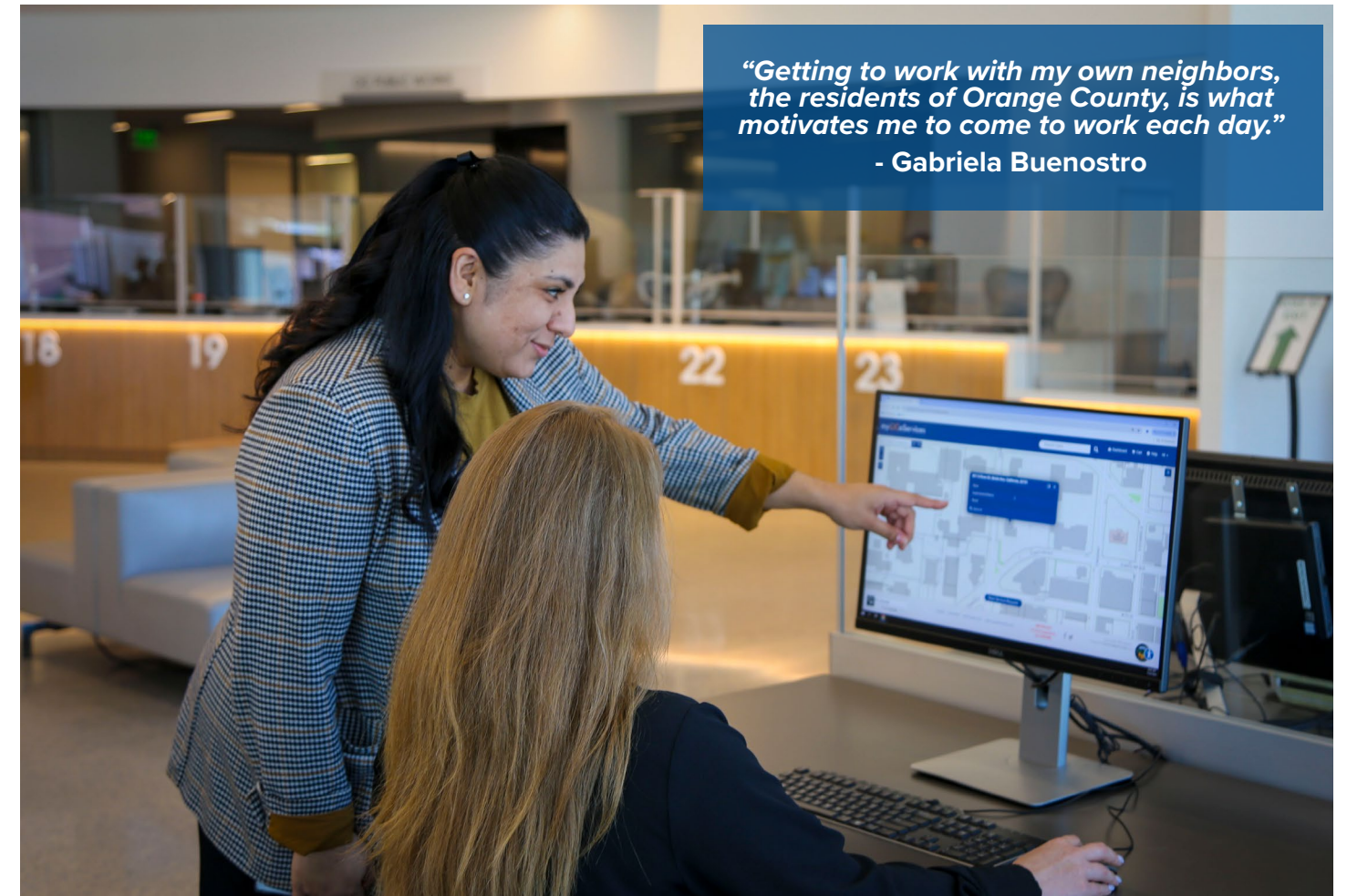
OCPW EMPLOYEE PROFILE

GABRIELA BUENROSTRO

PERMIT TECHNICIAN

PRIVATE PROPERTY PERMITS

Gabriela works directly with the public at the County Service Center in Santa Ana. She helps customers navigate the permitting process using the myOCeServices customer portal. She appreciates providing a positive experience to her Orange County neighbors and watching her community progress through new development and construction.



“Getting to work with my own neighbors, the residents of Orange County, is what motivates me to come to work each day.”

- Gabriela Buenrostro

Gabriela assists customers with their applications and service requests using the myOCeServices portal at the County Service Center in Santa Ana.

OC FACILITIES DESIGN & CONSTRUCTION MANAGEMENT, AND CENTRAL UTILITY FACILITY

OC Facilities Design & Construction Management & CUF provides professional architectural, engineering, and construction related services in support of vertical capital projects and programs for various County of Orange agencies using a variety of delivery methods. A major component is the Central Utility Facility (“CUF”), a combined heat and power facility that supplies cooling, heating, and electricity to 20 buildings within the Santa Ana Civic Center area. Additionally, the service includes long-range energy planning, energy efficiency analyses, utility monitoring, and the delivery of retrofit projects that generate energy cost savings for the County.

CORE SERVICES

CENTRAL UTILITY FACILITY

Manages the County’s microgrid utility that provides a combination of electricity, cooling, heating and chilled water to 20 government buildings in the Santa Ana Civic Center.

UTILITY / ENERGY UNIT

Provides long-range energy planning, energy efficiency analyses and utility monitoring and delivers retrofit projects that provide energy cost savings for the County.

FACILITIES ADMINISTRATION

Manages procurement, budget, and contract processes to support service area activities. Additionally, this team administers Project Management applications, oversees QA/QC for Record Document Submittals, and establishes CAD and BIM standards for vertical construction projects, ensuring excellence and consistency in every phase of development.


PROJECT MANAGEMENT

Partners with a variety of stakeholders in addition to County departments and staff, including architectural and engineering firms, contractors, and suppliers to provide project management for County assets on vertical capital projects using a variety of delivery methodologies to meet the client needs.



\$1.03B

Project portfolio
\$446M JWA CIP
 \$207M Civic Center
 100M Probation
 \$84M HCA
 \$59M OC Parks




210

Projects
 55 JWA CIP
 31 CEO
 27 Probation
 24 OC Parks
 11 Libraries



770 million BTU

of chilled water are produced by The CUF per month



31,000,000

pounds of steam are produced at the CUF on average of per month



The CUF can cool up to **6,400,000 square feet** at the Civic Center Campus



Combustion Turbines spin at **14,951 RPM**

They are filled with **2.3 million cubic feet** of air per hour



The CUF utilizes **co-generation**, which is the simultaneous production of electricity and heat.

OCPW EMPLOYEE PROFILE

TONY LAM

PLANT OPERATING ENGINEER

CENTRAL UTILITY FACILITY

Tony oversees the inner-workings of the CUF. He and his team troubleshoot issues, handle repairs and maintain the systems that provide power to many Santa Ana Civic Center government facilities. With over 13 years at OCPW, Tony takes great pride in being able to troubleshoot, repair, and maintain equipment to ensure the Civic Center Campus is always running efficiently.



“My favorite thing about working for the County is the professionalism of every individual that I interact with.”

- Tony Lam

Tony monitors and adjusts the levels for the jet engine turbine that generates power and creates steam for the Santa Ana Civic Center.

OC FACILITIES MAINTENANCE

OC Facilities Maintenance ensures the efficient and innovative operation of County facilities through maintenance management services, after-hours emergency support, building automation and utility management.

CORE SERVICES

CLIENT SERVICES AND CONTRACT

Manages contract vendors providing maintenance support for County facilities, handles invoice processing and manages the ReADY customer service and work order creation portal. Works in conjunction with Operations & Maintenance, Sheriff's Department, JWA, CEO Real Estate and Survey to expand the implementation of the AIM Asset Management application throughout the County.

MAINTENANCE & ENGINEERING UNIT

Oversees proper operation and repair of OCPW facilities, processes customer requests for all County facilities and provides after-hours emergency services. Manages trade teams such as electrical, elevator, plumbing, carpentry, locksmith, metalsmith and HVAC (heating, ventilation and air conditioning).

REGULATORY COMPLIANCE & CUSTODIAL

Maintains the Regulatory Compliance standards of fuel tanks for generators over 50 HP. Manages the Facilities custodial staff, contracts and invoicing for County facilities.




Processed over **7,800** Service Requests

Supported over **280** vendor contracts




Manages Maintenance Improvement Projects budget of **\$2.5M**



Processed over **8,000** invoices for various commodities, services and supplies



49 EMPLOYEES in the Maintenance & Engineering Department service all of the County's facility maintenance requests



4 SHOPS
Carpentry
HVAC
Electrical
Plumbing



Supports regulatory compliance for **17 Generators** over 50HP across the County

FACILITIES MAINTENANCE PROCESSED **23,962** WORK ORDERS IN 2023

OCPW	2,882
JWA	12,324
OC SOCIAL SERVICES AGENCY	670
OC HEALTH CARE AGENCY	1,811
OC PROBATION	2,254
OC COMMUNITY RESOURCES	1,218
MISCELLANEOUS	861

OCPW EMPLOYEE PROFILE

CAMERON RAYBURN

PLUMBER

MAINTENANCE AND ENGINEERING

Cameron's work takes him all over the County as a Facilities Plumber. His daily schedule varies from working on a new parts installation project to responding to an emergency call to help prevent flooding or structural damage. He appreciates the access to both tech and a wide variety of tools that help him get the job done effectively and efficiently.



One of my favorite things about working for OCPW is the profound impact we have on others. Seeing tangible results from efforts and knowing that contribution to health, safety and well-being of others is incredibly rewarding.

- Cameron Rayburn



Cameron does a routine maintenance check on a backflow system valve at the Glassell Campus.

OC FLEET SERVICES

OC Fleet Services delivers vehicle management services to County-owned vehicles and equipment in County agencies and departments. This includes general maintenance, repair services and managing enforcement of vehicle rules and regulations.

CORE SERVICES

FLEET OPERATIONS

Fleet has 3 service locations (Fruit Street Garage, Civic Center Garage and Collins Garage), which provide repair services to County-owned vehicles and equipment (cars, trucks, buses, street sweepers, garbage trucks, trailers and generators). Fleet services all departments of Orange County, including OCPW, OC Sheriff's Department, OC Animal Care, OC Health Care Agency, John Wayne Airport, District Attorney, OC Parks, Social Services, Probation and Registrar of Voters.

Mechanics and technicians outfit County vehicles with necessary equipment, such as light bars and push bars for OC Sheriff's Department vehicles, mobile animal cages for OC Animal Care, and specialty tool boxes for OC Facilities Maintenance. They install special safety equipment to ensure that drivers, passengers, and the public remain safe while driving the streets of Orange County.

FLEET ADMINISTRATION


Oversees regulatory, financial and equipment contract activities for operating Fleet Services, including managing funds for all County fleet costs, State funds received and natural gas fueling funds. Administration also enforces vehicle rules and regulations to ensure that County vehicles are operated safely and efficiently.



11,907
work orders
processed in 2023
OC Sheriff: 5,052
OCPW: 2,647



98.1% of all standard
A-level preventative
maintenance is
performed in under
1.5 hours per vehicle




Fleet services over
**3,300 Public Safety and
Emergency Vehicles**
managed by Fleet



1,875
total hours
of training annually
for mechanics



95.8% of Preventative
Maintenance
completed within **10%**
of due date/miles



96.11%
Fleet availability.
Indicates higher
than average overall
readiness and
program effectiveness

Fleet consists of a total of **3,347** light, medium, and heavy duty vehicles with a replacement value in excess of **\$158M**.

DISTRICT ATTORNEY	35
HEALTH CARE AGENCY	126
JOHN WAYNE AIRPORT	140
OCPW	729
OC SHERIFF	1,334
OC WASTE & RECYCLING	149
OC COMMUNITY RESOURCES	572
PROBATION	174
REGISTRAR OF VOTERS	25
SOCIAL SERVICES AGENCY	51
MISC.	12

OCPW EMPLOYEE PROFILE

GRACIE RIVERA

FLEET ASSET MANAGER

FLEET ADMINISTRATION

Gracie works to procure vehicles for various departments across the County. The majority of her work is with the Sheriff's Department, outfitting special equipment for their street units. She is especially proud to be part of making the switch from gas to electric vehicles for the State's mandated Advanced Clean Fleets Regulation.



"My favorite thing about OC Fleet Services is that we really do work together as a team. Everyone is respectful of one another, we face challenges together, we learn, support and resolve issues together and everyone's input is valued."

- Gracie Rivera

Gracie discusses the specifications of a new Sheriff's K-9 unit with Zeke, a mechanic at the Civic Center Garage in Santa Ana.

OC CONSTRUCTION

OC Construction provides construction management services for road, bridge, bikeway and flood control capital improvement and maintenance projects, manages the County's pavement maintenance program, and performs quality assurance testing of construction materials for County construction projects.

CORE SERVICES

PROJECT MANAGEMENT

Provides project management oversight from initiation to closeout on County road, bridge, bikeway, flood control, and customer agency's capital improvement and maintenance projects

CONSTRUCTION MANAGEMENT


Manages construction contracts and provides inspection oversight on County road, bridge, bikeway, and flood control capital improvement and maintenance projects

PAVEMENT MAINTENANCE

Develops pavement maintenance strategies for County-maintained roads and conducts geotechnical reviews and pavement analysis

MATERIALS LABORATORY

Provides quality assurance testing of construction materials for County and customer agency construction projects.



\$210.9M

in total construction contract value of CIP and MIP projects completed in 2023




9 Capital Improvement Program Projects (\$186.4M)

4 Road/Bikeways
3 Flood Control Projects
2 Parks




Raised the County's Pavement Condition Index for road quality from **80 to 81** (State average is 67)



39 Maintenance Improvement Projects (\$24.5M)

31 Road Projects
5 Flood Control Projects
3 Miscellaneous




Completed the East Garden Grove Wintersburg Channel Improvement Project (**\$83M**)



Received **3** American Society of Civil Engineers Project Awards



Materials Lab secured reaccreditation by the American Association of State Highway and Transportation Officials



Received **2** APWA Building Excellence Shaping Tomorrow (B.E.S.T.) Awards

OCPW EMPLOYEE PROFILE

MICHAEL SOLER

SENIOR CONSTRUCTION INSPECTOR

MAINTENANCE PROJECT MANAGEMENT

Michael's position takes him to job sites all over the County to ensure that construction projects are being completed according to scope. Michael enjoys the challenge of dealing with unforeseen conditions in the field, and getting to see parts of the County that he never knew existed.



Michael and his crew are constructing channel wall improvements along the Talbert channel in accordance with FEMA regulations.

OC ENVIRONMENTAL RESOURCES & AGRICULTURAL COMMISSIONERS OFFICE

Manages the OC Watersheds and OC Agricultural Commissioner/Sealer of Weights and Measures programs, which protect public health and safety, promote environmental quality, certify consumer weights and measures, and sustain business competitiveness through education, regulation and collaborative regional programs.

CORE SERVICES

WATERSHEDS

COUNTY-WIDE COMPLIANCE

Protects and improves water quality in local water bodies and beaches, while facilitating County-wide compliance with state and federal stormwater runoff regulations.

OC WATERSHED MANAGEMENT AREAS (NORTH & SOUTH REGIONS)

Coordinates watershed management efforts with stakeholders and facilitates large-scale integrated water resource projects. Collects, manages and assesses water quality, hydro-logic and meteorological data.

AGRICULTURAL COMMISSIONER/SEALER OF WEIGHTS AND MEASURES

AGRICULTURAL SERVICES


Prevents invasive pests and certifies the safety of plant shipments arriving in Orange County.

PESTICIDE USE ENFORCEMENT

Enforces pesticide use regulation and conducts pesticide-related illness investigations and integrated pest management activities.

WEIGHTS AND MEASURES

Inspects and certifies commercial weighing measuring devices and investigates complaints.



Registered **1,871** electric vehicle charging stations at **332** locations




Approximately **30,000** retail checkout/price scanners inspected; **10,116** retail motor fuel devices inspected



Earned **“A”** grades from Heal the Bay for over **94%** of Orange County’s beaches during summer dry weather



Conducted **106** stormwater inspections at municipal, industrial and commercial facilities



Performed weed abatement on over **2.1M** square feet of private and County-owned property



Inspected over **37,633** incoming plant shipments; **209** exotic pests intercepted and **364** Notice of Rejections issued



Responded to over **220** water quality complaints/notifications Issued; **13** stormwater enforcements issued



Volunteers for OCPW’s Adopt-a-Channel Program removed **9,005 lbs.** of trash before it reached the ocean


OCPW EMPLOYEE PROFILE

VANESSA OCHOA

AGRICULTURAL & STANDARDS INSPECTOR

AGRICULTURAL PROGRAMS

Vanessa works with “Bear” as a canine handler for the pest exclusion program, whose objective is to prevent harmful pests from entering the County by inspecting parcel shipments at package distribution centers. Her role requires constant learning and staying updated on current and emerging issues in agriculture and weights and measures.



“The most satisfying part of my career is knowing that we are playing a crucial role in protecting our local agriculture and economy.”

- Vanessa Ochoa

Vanessa and Bear inspect incoming shipments for harmful pests.

OC INFRASTRUCTURE PROGRAMS

OC Infrastructure Programs provides engineering services for roadways in unincorporated areas and regional flood control facilities throughout Orange County. This includes programming, design, legislation tracking, project management, traffic safety, and development support services.

CORE SERVICES

DESIGN SERVICES

Manages the design of the County's horizontal infrastructure, roadways, bridges, bikeways, channels, storm drains, dams, pump stations and other drainage related facilities. Establishes policy for this infrastructure by developing guidance documents and design manuals

FLOOD PROGRAMS

Coordinates floodplain management services with agencies such as the Federal Emergency Management Agency ("FEMA") and others on behalf of the Orange County Flood Control District. Oversees local sponsor role in the Santa Ana River Mainstem project.

FUNDING SERVICES

Secures funding to implement the County's Capital Improvement Plan, including facilities in the Master Plan of Arterial Highways, bridges, flood channels and other roadway improvement projects.

TRAFFIC SAFETY SERVICES

Implements signal operations and conducts traffic investigations in unincorporated areas of Orange County.

DEVELOPMENT SUPPORT REVIEW SERVICES

Reviews permits for encroachments, access, or modifications of County roadways and flood control facilities, along with proposed developer infrastructure that will become part of the County system.




Over **1,400** developer submittals reviewed per year




Investigated **189** traffic related cases received from the public



The Orange County Flood Control District manages **380** miles of channels



Secured a total of **20** permits across **11** different projects



Develops the 7-Year Capital Improvement Program of road, flood control and bikeway projects equating to over **\$1 BILLION**



Helped **25% Percent** of homeowners save on flood insurance due to County's participation in the Community Rating System

Developed County's first Active Transportation Plan, "OC on the Move", to encourage an increase in alternative means of transportation



OCPW EMPLOYEE PROFILE

GILES MATTHEWS

REGULATORY PERMITTING MANAGER

ENGINEERING

Giles and his team work on flood and road projects from start to finish; securing regulatory permits and influencing design to minimize environmental impacts. Ensuring environmental compliance through construction is always a priority, while restoring and creating native wildlife habitats.



"I love my job. I can be influencing the design of a flood project one minute, advising on a habitat improvement project the next, or be out in the field conducting wildlife surveys, or providing environmental training to my colleagues. Every day brings something new and exciting."

- Giles Matthews

Giles helped to create the first large scale living shoreline in the County at Talbert Marsh in Huntington Beach. This 0.6 acres of salt marsh provides erosion protection to the trail and sanitation district.

OC OPERATIONS & MAINTENANCE

OC Operations & Maintenance (“O&M”) enhances and protects communities through the operation and maintenance of public infrastructure, while serving a critical role in responding to the aftermath of devastating earthquakes, fires, storm events and other general emergencies. OC O&M is responsible for the maintenance of 340 miles of unincorporated roadways, 380 miles of flood channels and 145 miles of underground drainage facilities and also provides support for various contracted cities and agencies.

CORE SERVICES

CUSTOMER CARE

Engages with customers, intake service requests, investigate issues, and make recommendations to address customer concerns.

MAINTENANCE

Performs asphalt repair, catch basin cleaning, concrete repair, encampment mitigation, fence repair, graffiti abatement, sediment removal, sign replacement, street sweeping, traffic striping, tree trimming, vegetation removal, and more.

HEAVY EQUIPMENT

Provides construction and heavy equipment services in support of maintenance projects and emergency response efforts.

PUMP STATIONS

Operates and maintains County pump stations and partner with other agencies, including the Army Corps of Engineers, San Bernardino County, and Riverside County, to operate and maintain County dams. Ensure surrounding areas are protected from flooding during rainstorms.

CITY CONTRACTS

Provides maintenance services to cities and other local agencies via service contracts.

EMERGENCY MANAGEMENT

Provides emergency response services to emergency events, including debris flows, earthquakes, rainstorms, and wildfires.



Addressed over **5,000** customer service requests




Trimmed more than **5,300** trees



Painted approximately **126 miles** of roadway striping



Mitigated over **1,600** encampments in County flood control channels




Installed more than **4,500** feet of security fencing and repaired **25,300** feet of fencing along County flood control channels



Covered **912,000** square feet of graffiti on County roads and flood control channels



Cleaned **2,500** catch basins and removed over **125,000** tons of trash and debris from County roads and flood control channels



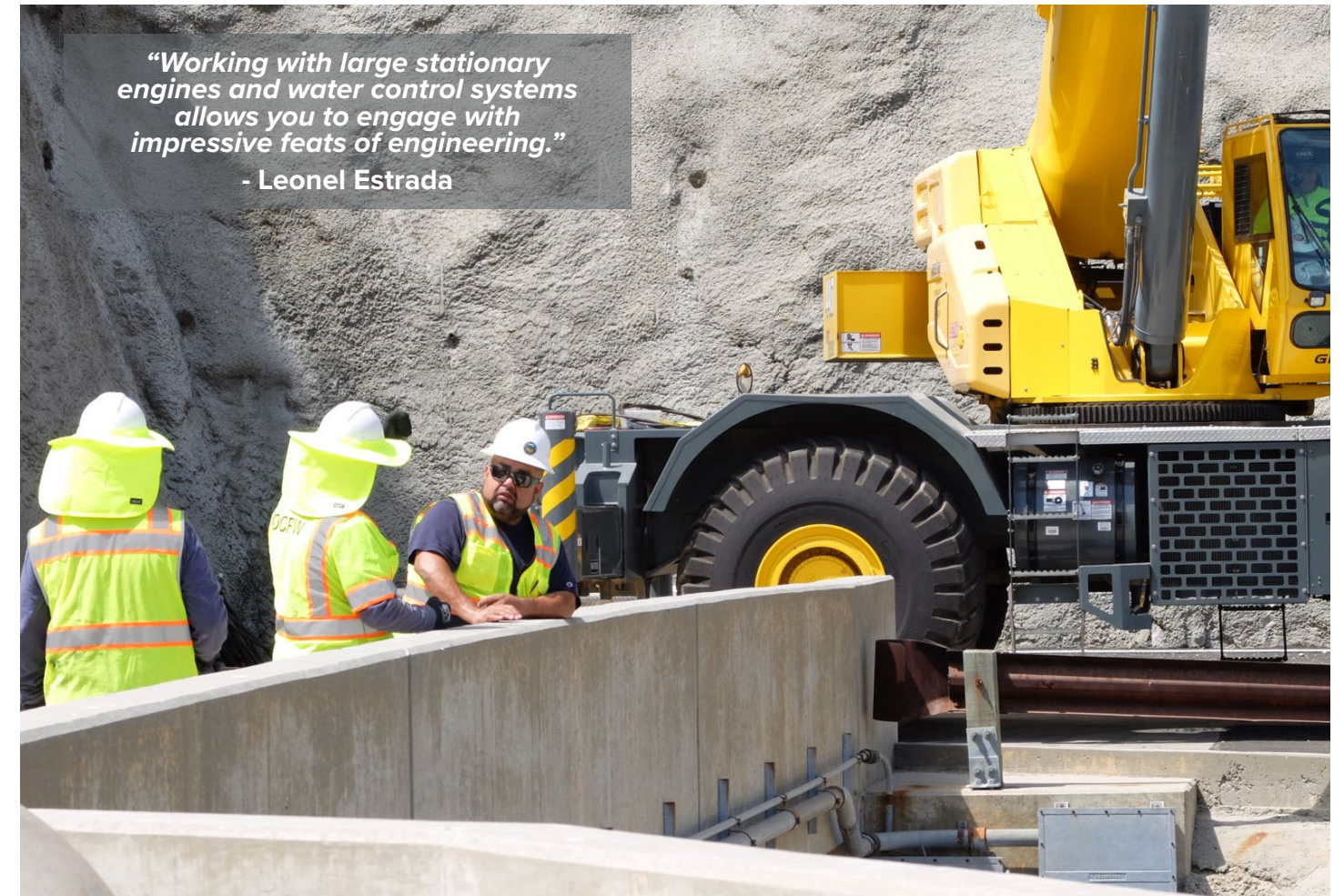
Provided and transported approximately **6,600** tons of sand used to address beach erosion

OCPW EMPLOYEE PROFILE

LEONEL ESTRADA

PUBLIC WORKS MAINTENANCE SUPERVISOR PUMP STATIONS

Leonel’s team work together to manage the pump stations, which pump and distribute water collected in flood basins to designated waterways. These pump stations are especially important during storm season to ensure water is evenly distributed to our water channels to prevent overflows and flooding throughout the County.



“Working with large stationary engines and water control systems allows you to engage with impressive feats of engineering.”
- Leonel Estrada

Leonel and his crew work to maneuver stop logs into position at Seven Oaks Dam, the 4th tallest embankment dam in the United States.

OC SURVEY

OC Survey provides innovative surveying and mapping services that support the public's land-use needs and the design and construction of projects throughout the County. This includes supporting the acquisition and sale of property, maintenance of land information and geographic information systems for all parcels within the County.

CORE SERVICES

MAP CHECK AND RIGHT-OF-WAY SERVICES

Provides subdivision map checking services, determines parcel boundaries and acreage, reviews annexation documents and maps and assists the public survey records research. Also prepares real estate property records, processes real property transactions and assists Investigations and Inspections in the analysis of claims.

SURVEY BUSINESS SERVICES

Manages service procurement and contracts, map checking services for cities, the County's parcel-level digital basemap of over 687,000 subdivision parcels (Landbase) and other general survey administrative activities.

GEOSPATIAL SERVICES

Manages land information systems, geodetic control and Geographic Information System ("GIS") activities, including creating interactive GIS maps for easier public access to project information. Also captures aerial images using unmanned aerial vehicles (drones) to document project site conditions and create innovative 3D modeling.

FIELD SERVICES

Manages alignment analysis and various land surveys, such as real property boundaries, claims investigation, construction, deformation, GPS and high definition.

OCPW EMPLOYEE PROFILE

MICHAEL KUBISTY

SENIOR LAND SURVEYOR









FIELD SERVICES

Michael and his team provide topographic maps for the civil engineers and architects so that they may perform their design work. Providing legal descriptions and boundary/property survey information helps not only OCPW's design, construction and maintenance teams, but also aids in settling legal land disputes.



"The people I work alongside with share a vision of pride, accomplishment, and efficiency. This culture has not only made us effective but made us enjoy coming to work and accept full ownership of our projects"
- Michael Kubisty

The Land Surveying Division record sediment build up and displacement to produce reporting for the San Diego Creek Scour Study Project prepared for Environmental Resources.

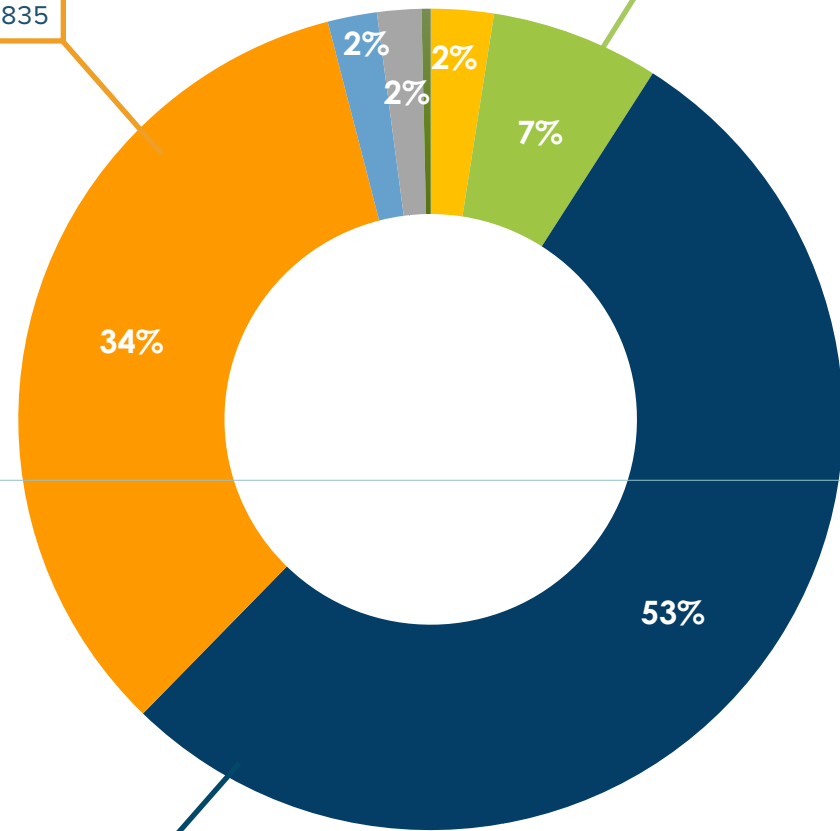
 <p>413 total survey requests from January 2023 and June 2024 (4% increase from 2022 with fewer staff)</p>	 <p>1,173 total drafted and filed Corner Records from January 2023 – June 2024</p>	 <p>156 recorded records of surveys, 47 Recorded parcel maps, and 31 recorded tract maps</p>	 <p>162 construction staking requests and 10 Scope expand requests</p>
 <p>Survey uses cutting edge LiDAR and aerial photography to monitor the progress of all ongoing projects and to capture them as-built</p>	 <p>Field Services completed 136 new project requests and conducted 58 topographic/boundary surveys</p>	 <p>East Garden Grove-Wintersburg Channel bridges consisted of 17 monument preservation surveys, 14 leasing exhibits and 12 monitoring/scour study surveys</p>	 <p>OC Survey's Landbase Information System contains more than 687,000 subdivision parcels for all of Orange County</p>

CAPITAL IMPROVEMENT PROGRAM



HORIZONTAL
7-Year CIP Funding Sources
Data Source:
OCPW 7-Year CIP Program
Road, Bridge, Flood and Bikeway Projects
Fiscal Years 2023/24-2029/30

34%
OC ROAD
\$352,003,835



7%
FEDERAL, STATE & OTHER
\$68,898,131

53%
OC FLOOD
\$556,318,461

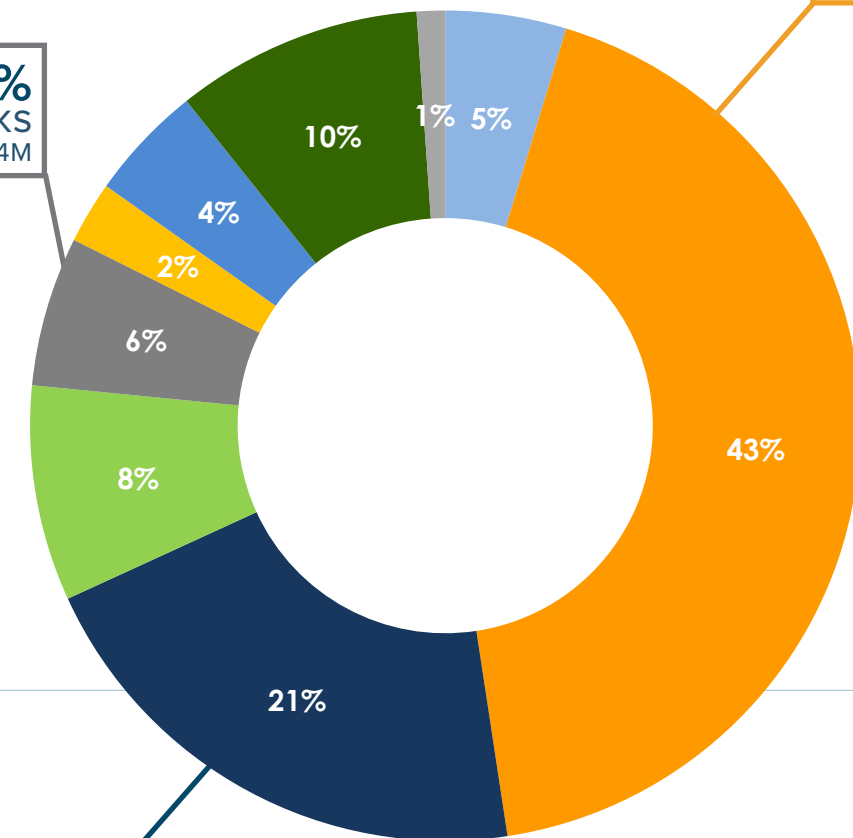
TOTAL REVENUE		Total
TOTAL REVENUE		\$1,044,900,750
BIKEWAYS	\$25.6M	
FEDERAL, STATE & OTHER	\$68.9M	
OC FLOOD	\$556.3M	
OC ROAD	\$352M	
M2 LOCAL	\$20.2M	
ROAD FEE	\$18M	
M2	\$3.7M	

CAPITAL IMPROVEMENT PROGRAM



VERTICAL
Current Projects
Data Source:
A&E Project Management
June 2024

6%
OC PARKS
\$58,888,954M



43%
JWA CIP
\$432,966,976

21%
CIVIC CENTER
NEW BUILDINGS
\$207,521,748

CLIENT PORTFOLIOS <\$10M		Total
CLIENT PORTFOLIOS <\$10M		\$24,299,011
CUF	\$9.375M	
OC DATA CENTER	\$6.83M	
OC FLOOD	\$3.046M	
OC SHERIFF	\$1.827M	
OC COMMUNITY RESOURCES	\$1.616M	
OCPW - PARKING	\$914,618	
DISTRICT ATTORNEY	\$674,648	
AUDITOR-CONTROLLER	\$13,606	

TOTAL PORTFOLIO VALUE		
\$1,009,459,247		
CIVIC CENTER NEW BUILDINGS	\$207.5M	
JOHN WAYNE AIRPORT - CIP	\$432.9M	
PROBATION	\$96.9M	
HCA	\$84.7M	
OC PARKS	\$58.8M	
CLIENT PORTFOLIOS <\$10M	\$24.3M	
CEO	\$47.5M	
OC PUBLIC LIBRARIES	\$45.4M	
SSA	\$11.1M	

APPENDIX OF ACCOMPLISHMENTS



"Bear", Orange County's Agricultural Inspection dog, joined Orange County's Public Works' Environmental Services Team in March, 2024.

2023-2024 OVERALL ACCOMPLISHMENTS

COMPREHENSIVE LIST

DELIVERING MAJOR PROJECTS

EAST GARDEN GROVE-WINTERSBURG ("EGGW") CHANNEL IMPROVEMENT PROJECT (\$83 MILLION)

- ◆ Completed construction of the EGGW project in Huntington Beach (Warner Ave. to Goldenwest St.), adding greater stormwater capacity to the channel that served as the first of several major EGGW projects over the next decade.

Huntington Beach Channel/Talbert Channel Sheet Pile Repair Project (\$68.9 million)

- ◆ Completed construction along the two channels in Huntington Beach to create a more durable flood control barrier for the surrounding community.

OC Health Care Agency ("OCHCA) El Toro Campus (\$78 million)

- ◆ Completed design and started construction of new HCA building in Irvine that includes a new public health laboratory, Agency Operation Center and emergency medical services offices (\$78M).

John Wayne Airport Capital Improvement Program ("CIP)

- ◆ Completed the first facilities CIP for John Wayne Airport with Board of Supervisors approval in June 2023.

Addressing Beach Erosion

- ◆ Accumulated and transported approximately 132,000 cubic yards of sand used to restore Capistrano Beach, Newport Beach and Surfside-Sunset Beach areas.

P10 Parking Lot (site of former Hall of Administration) (\$17 million)

- ◆ Hall of Administration ("HOA) Demolition / P10 Parking Lot

Veterans Cemetery (\$800K for first phase: Pre-development and entitlement)

- ◆ Completed the project initial design phase and the project evaluation study with state agencies (CAL VET and Department of General Services).

DEPARTMENT INITIATIVES

Sustainability/Green Initiatives

- ◆ Installed an additional 23 electric vehicle charging ports at the County's P10 parking lot, with conduit already in place to accommodate an additional 66 charging ports in the future. This follows the installation of 16 electric vehicle charging ports available for public use at the P4 parking lot.
- ◆ Acquired two Ford Lightning electric trucks as addition to the County's vehicle fleet (three additional trucks ordered).

"A" Grades for Beach Water Quality

- ◆ Received A grades from Heal the Bay for water quality at 94 percent (123 of 131 monitored stations) of Orange County's beaches during summer dry weather and 85 percent (44 of 52 monitored stations) during winter weather.

PROVIDING SERVICES

Development Inspections

- ◆ Performed 50,726 building, grading and encroachment inspections.

Trash & Debris Removal

- ◆ Removed approximately 357,000 cubic yards of trash and debris from County roads and flood control channels (equivalent to about 12,000 trash trucks of material).

Public Service Requests Through "myOCeServices" Online Platform

- ◆ Total of 5,308 service requests submitted via the MyOCeServices platform in 2023 (increase from 5,044 in 2022).
- ◆ Graffiti removal service represented the most requests in 2023 with a total of 1,275 requests.
- ◆ Trash/debris/vegetation related matters were the second most requested service with a total 1,222 requests.
- ◆ Total of 789 service requests related to County fences and walls - up 72 percent from 2020.

ENHANCING SAFETY

Emergency Preparedness

- ◆ Completed 11 annual inspections at OCPW facilities.
- ◆ Conducted five facility/campus evacuation drills.
- ◆ Updated the facility evacuation plan for County Administration South ("CAS).

Enhanced Safety Culture

- ◆ 589 safety meetings conducted by OCPW managers, supervisors and staff.

2023-2024 OVERALL ACCOMPLISHMENTS

COMPREHENSIVE LIST

ADMINISTRATIVE SERVICES

PUBLIC & EMPLOYEE COMMUNICATIONS Public Information Materials for Infrastructure Projects

- ◆ Produced and distributed thousands of public notification materials and created social media announcements for over 35 projects and key initiatives, including (partial list):
 - East Garden Grove-Wintersburg ("EGGW") Channel Improvement Project
 - Huntington Beach Channel/Talbert Channel Sheet Pile Repair Project
 - Warner Avenue, Edwards Street and Springdale Street Bridges Modification Project (component of EGGW Channel Project)
 - Santa Ana Gardens Bikeway Extension Project
 - Santa Ana-Delhi Channel Improvement Project (Newport Beach)
 - Modjeska Grade Road Drainage & Roadway Improvements Project

Public Meetings

- ◆ Hosted public meetings to inform residents and answer questions about major projects.
- Santa Ana-Delhi Channel Improvement Project
- Modjeska Grade Road Drainage & Roadway Improvement Project
- Santiago Creek Flood Risk Management Project (three meetings in coordination with the U.S. Army Corps of Engineers)

County Facilities

- ◆ Produced several internal status updates to inform employees of team relocations from OCPW's Fruit Street campus to County Administration South building.
- ◆ Removed over 16,000 boxes of outdated/unnecessary files from County Records Center to enhance facility efficiency, from an original total of 44,000 boxes (36 percent reduction), coordinating with multiple County agencies.

Public Records

- ◆ 2,023 Public Records Act ("PRA") requests processed

Board of Supervisors Meeting Support

- ◆ 133 Agenda Staff Reports submitted for public Board of Supervisors meetings

Public Updates through the News Media

- ◆ Provided responses to and/or participated in interviews with television, print, and online news media regarding various projects and initiatives, including:
 - Heavy rain event and voluntary evacuation warning in Bond Fire burn area of Silverado Canyon
 - Sediment removal processes along sections of the Santa Ana River channel
 - Sand hauling for the Capistrano Beach replenishment project
 - Measures to address trash and debris within flood control channels.
 - Update regarding sinkhole/collapsed private storm drain in La Habra
 - Heal the Bay beach water quality report card.
 - Sand berm at the Aliso Creek outlet at Aliso Beach

Special Projects and Initiatives

- ◆ Provided public information support for the Tustin Hangar Fire Incident Management Team
- ◆ Created e-bike safety fliers for the Ladera Ranch and Rancho Mission Viejo areas.

Website/Social Media

- ◆ Perform ongoing website and social media updates for key projects and announcements to effectively inform the public.
- ◆ Produced social media campaigns for special initiatives, including OCPW's Americans with Disabilities Act ("ADA") Transition Plan and a 5-part series about OCPW flood safety programs and FEMA's Community Rating System requirements, which helps reduce homeowners' flood insurance costs.
- ◆ Increased number of OCPW's

social media followers who receive announcements regarding projects, events, services, and emergency response efforts:

- Facebook: 4,279 to 4,384 followers
- X (fka Twitter): 4,308 to 4,678 followers
- Instagram: 1,476 to 2,131 followers

Internal Training and Initiatives for a Skilled and Knowledgeable Workforce

- ◆ Hosted four "L.E.A.D." leadership training sessions for OCPW employees.
- ◆ Facilitated six professional development workshops for OCPW employees, totaling 217 participants.
- ◆ Conducted two training workshops for Clerk-Recorder's office.
- ◆ Completed four safety training modules for CEO Risk Management
- ◆ Supported implementation of employee educational site tours, including tours of the County's Central Utility Facility ("CUF") and Prima Deshecha Landfill
- ◆ Implemented department wide training roll out and integration for key internal platforms, including OCMETER expense reimbursement program.
- ◆ Coordinated OCPW's first Walk-A-Thon event with over 80 participants for employee wellness.
- ◆ Completed 263 educational/professional reimbursements requests.

PROCUREMENT SERVICES

Purchase Requisitions

- ◆ Completed 4,845 purchase requisitions for projects and services, up 9 percent from 2022
- ◆ Prepared and published 96 invitations for bids seeking potential contractors for projects and services.
- ◆ Processed 325 contract amendments/renewals.



OCPW's Procurement Team at the Vendor Outreach Event in Fountain Valley

2023-2024 OVERALL ACCOMPLISHMENTS

COMPREHENSIVE LIST

OC CONSTRUCTION

\$210.9 million: Total construction contract value of nine Capital Improvement Program ("CIP") and 39 Maintenance Improvement Program ("MIP") projects completed in 2023.

Completed CIP construction projects (\$186.4 million):

Road/Bikeway:

- ◆ Santa Ana Gardens Bikeway Phase 2-4 Project (\$4,500,000)
- ◆ Loma Ridge Road Widening Project (County Emergency Operations Center access) (\$3,377,429.00)
- ◆ Olive Heights Sidewalk Gap Closure Project (\$391,374)
- ◆ Traffic Management Center Fiber Optic Expansion Project (\$2,636,845)

Flood Control:

- ◆ East Garden Grove/Wintersburg Channel Improvement Project (\$83,032,037)
- ◆ Huntington Beach Channel and Talbert Channel Sheet Pile Repair Project (\$68,950,000)
- ◆ Laguna Canyon Channel Replacement Project (\$9,737,779.00)

Parks:

- ◆ Mile Square Regional Park Golf Course to Park Conversion Phase I (\$11,375,132)
- ◆ William R. Mason Regional Park Entry Driveway and Roadway Improvements (\$1,337,559)

Completed MIP construction projects include, but not limited to (\$24.5 million):

Road:

- Hamilton/Victoria Bridge Maintenance Phase 1 (\$381,872)
- Modjeska Canyon Remedial Street Repairs (\$294,854)
- Oso Parkway Bridge Maintenance (\$59,539)
- Crown Valley Parkway Bridge Maintenance over Arroyo Trabuco Creek (\$302,662)
- Silverado Canyon Road Bridge No. 55C0178 (\$105,725)
- Silverado Canyon Road Bridge No. 55C0179 (\$125,412)
- Mason Regional Park Bridge Repairs (\$28,851)
- Santa Ana River Trail Bridges - Railings & Deck Replacement Phase 2 (\$341,383)
- Capistrano Beach Coastal Protection Repairs (\$905,775)

- Multipurpose Rehabilitation Center Parking Lot (\$44,038)
- Silverado Canyon Sediment Removal Segments 1 and 2 (\$1,439,184)
- Silverado Canyon Sediment Removal Segments 3 to 5 (\$869,003)
- Yorba Linda Islands Remedial Street Repairs (\$162,665)
- Santa Ana Heights Remedial Street Repairs (\$111,487)
- North Tustin ADA Ramps Upgrades (\$505,491)
- Northwest Tustin Remedial Repairs (\$542,756)
- Santa Ana Heights Streets Overlay and Micro-Surfacing (\$1,426,791)
- Northwest Tustin Pavement

- Northeast Tustin Remedial Street Repairs (\$375,277)
- Buena Park Island Streets Surface Seal (\$4,500)

Flood Control:

- ◆ Carbon Creek (B01) Emergency Repair Phases 1 & 2 (\$132,724)
- ◆ Barranca Channel (F09) MIP Repair Phase1A (\$2,098,206.64)
- ◆ Como Storm Channel (F06S03) Bulkhead Wall Structure Ph2 (\$798,084)
- ◆ Lane Channel (F08) Rehabilitation Phase 1A (\$1,411,900)
- ◆ Monitoring Cages on Pacific Coast Highway Bridge over Santa Ana River (\$95,697)



Overseeing construction on a local waterway

- Maintenance South of 17th Street w/ Newport Ave (\$2,786,382)
- Asphalt Overlay Crawford Canyon and Bond Ave (\$64,151)
- Rancho Mission Viejo Remedial Street Repairs (\$532,547)
- Yorba Linda Islands Surface Seals (\$425,584.04)
- Modjeska Canyon RAP Micro-Surfacing (\$252,049)
- Rancho Mission Viejo Streets Seal Coat (\$222,165.16)
- Northeast Tustin Overlay South of Foothill Blvd (\$1,919,097)
- Seven Oaks Dam Road Surface Treatment (\$526,198)
- Midway Community Center Parking Lot Rehab (\$299,726)
- Carbon Canyon Regional Park Phase 1B Slurry Seal Project (\$28,216)
- Antonio Parkway South at Ortega Highway (\$325,011)
- Northeast Tustin Overlay North of Foothill Blvd (\$3,218,959)

Miscellaneous:

- ◆ Aliso & Wood Canyons Wilderness Park Post-Fire BMPs Installation (\$841,189)
- ◆ El Toro Soil Clean-Up (\$269,942)
- ◆ Newport Harbor Facility Remodeling (\$227,894)

CIP projects started construction:

- ◆ East Garden Grove/Wintersburg Channel Bridges Project (\$18,233,000)
- ◆ Oso Parkway at Coto de Caza Drive Traffic Signal Project (\$1,119,863)
- ◆ Traffic Management Center Fiber Optic Expansion Project (\$576,995)

Awarded design contracts:

- ◆ Trabuco Canyon Bridge and Trabuco Creek Road Stabilization (\$4,200,000)

OC CONSTRUCTION HIGHLIGHTS:

Pavement Condition:

- ◆ Improved Pavement Condition Index ("PCI") rating to 81, one of the best ratings in California.

2023-2024 OVERALL ACCOMPLISHMENTS

COMPREHENSIVE LIST

AWARDS:

American Society of Civic Engineers (“ASCE”) Project Awards

- ★ East Garden Grove/Wintersburg Channel Improvement Project – Outstanding Flood Management Project
- ★ William R. Mason Regional Park Entry and Roadway Improvements – Outstanding Small Project
- ★ Poche Beach Walkway Replacement Project – Outstanding Structural Engineering Project

APWA Building Excellence | Shaping Tomorrow (“B.E.S.T.”) Awards

- ★ Huntington Beach and Talbert Channels Repair Project – Creative & Innovative
- ★ Laguna Channel Replacement Project – Drainage, Water, Wastewater

Re-accreditation:

- ◆ On February 22, 2023, the Materials Lab secured re-accreditation by the American Association of State Highway and Transportation Officials (“AASHTO”). This re-accreditation demonstrates the Materials Lab’s proficiency in testing construction materials, conformance to the requirements of AASHTO R18 (Standard Practice for Establishing and Implementing a Quality Management system for Construction Materials Testing Laboratories), and adherence to policies set forth by the AASHTO Committee on Materials and Pavements.
- ◆ On May 2, 2023, the Materials Laboratory had an assessment from Caltrans and was approved to maintain accreditation. This annual accreditation displays our lab’s conformance with requirements set by Caltrans, such as:
 - Safety, procedures, and quality control manuals
 - Personnel qualifications, reference sample program records, and nuclear gauge documentation
 - Having the necessary equipment to perform 31 California test methods.

Process Improvements:

- ◆ Updated the front end template and technical specifications of the Job Order Contracting (“JOC”) Pavement Maintenance Bid Book to clarify requirements and streamline cost proposals.
- ◆ Addition of 24 OCPW Custom Assemblies to the Gordian Construction Task Catalog to streamline cost proposals for JOC General Engineering projects.

OC DEVELOPMENT SERVICES

Provided permitting and planning services to customers with permit activity consistent with 2022 numbers, including:

- ▶ 3,214 Planning reviews
- ▶ 10,260 Plan check reviews
- ▶ 11,971 Issued permits and revisions
- ▶ 18,595 Customer portal inquiries and requested changes
- ▶ 50,726 Building, grading, and encroachment inspections
- ▶ \$442,879,598.29 Total valuation of building construction permits
- ▶ \$19,685,964.15 Fees collected on issued permits
- ▶ \$1,490,800 Total value of citations issued of which \$1,448,000 was solely to illegal cannabis dispensaries.
- ▶ 570 Code enforcement cases opened
- ▶ 204 Planning applications and change plans

Completion and issuance of Certificate of Occupancy of significant County projects:

- ◆ County Administration North
- ◆ P4 and P10 County Parking Facilities for County Administration North/County Administration South for public and staff parking

Issued permits for:

- ◆ OC Health Care Agency (“OCHCA”) El Toro campus in Irvine
- ◆ “Be Well Irvine” campus in Irvine
- ◆ Grading and Approved Floating Master plans for Cielo Vista subdivision project in Yorba Linda



Customers receive in person assistance at the County Service Center in Santa Ana

Dana Point Harbor:

- ◆ Issued Temporary Certificate of Occupancy for Dana Point Harbor, harbor side. Waterside improvements include floating docks and boat slip.

Rancho Mission Viejo:

- ◆ Processed six (6) Final Maps and five (5) Vesting Tentative Maps for approval of the Ranch Plan planned community.

Miscellaneous:

- ◆ In compliance with SB379 requirements, completed implementation of myOCeServices and SolarAPP+ integration to allow for real-time issuance of residential roof-mounted solar system permits to licensed contractors.
- ◆ Approved two Planning Applications for Use Permits to establish site-specific development standards for the development of planned development unit projects.
- ◆ Completed 532 new housing units towards meeting the County’s Regional Housing Needs Allocation.
- ◆ Working with County Counsel, we developed a streamlined process to expedite closure of illegal cannabis dispensaries, reducing the time frame to an average of six months.
- ◆ Wrote \$42,800 in citations (non-dispensary).
- ◆ Wrote \$1,448,000 in citations to cannabis dispensaries.

2023-2024 OVERALL ACCOMPLISHMENTS

COMPREHENSIVE LIST

OC ENVIRONMENTAL SERVICES

OC AGRICULTURAL COMMISSIONER/ SEALER OF WEIGHTS AND MEASURES

- ◆ \$1,288,000: Amount expected to be received from the State’s Unclaimed Gas Tax fund due to meeting the five-year average Maintenance of Effort (“MOE”) in resource allocation to support Orange County’s local agricultural industry and for the protection of residents and the environment from the use of pesticides.
- ◆ \$1,054,000: Amount expected to be received from the California Department of Pesticide Regulation in Mill revenue due to having an effective pesticide use Enforcement Program and meeting established work plan requirements.

Weights and Measures

- ◆ 29,933 of 195,719 registered commercial weighing and measuring devices inspected.
- ◆ 10,116 of the 20,452 retail motor fuel devices in the County inspected at 316 gasoline stations.
- ◆ 1,631 of the 4,731 registered retail locations in the County inspected to verify consumers pay the advertised or posted price.
- ◆ Registered 1,871 electric vehicle charging stations at 332 locations to protect consumers and business competition. As the 3rd largest County with Electric Vehicle Fueling Systems in California, the Agricultural Commissioner/Weights Measures office began registration of new electric vehicles charging devices, conducting routine inspections to meet State mandates and responding to public concerns.

Pesticide Use Enforcement

- ◆ 2,308: Pesticide use safety inspections conducted on various types of firms, including pest control businesses, identifying 368 safety violations.
- ◆ 70: Pesticide related investigations conducted in response to complaints of pesticide misuse or human exposures.
- ◆ 2,650 pounds of unwanted pesticides disposed. Ag Comm, in collaboration with OC Waste and Recycling, secured a \$19,420 grant from the California Department of Pesticide Regulation to host a pesticide take back event for the



Performing an agricultural inspection at a local nursery

pest control industry of Orange County. Event participants included Orange County growers, pest control businesses, public agencies, and golf courses.

Integrated Pest Management and Fire Hazard Reduction Weed Abatement Program

- ◆ \$41,000 Grant received: from the CA Department of Food and Agriculture for control of emergent noxious weeds that could pose a risk to sensitive habitats.
- ◆ 2.1 million square feet (70 parcels): Area of private and County-owned property serviced using weed abatement activities to reduce the risk of property loss caused by wildfires.
- ◆ Over 8200 acres: Area of flood control channels and facilities serviced as part of a multi-service area collaboration to maintain an optimal flood control system for the safety of Orange County residents.
- ◆ Exceeded all National Pollution Discharge Elimination System permit related water quality testing requirements as part of an Aquatic Pesticide Application Plan administered by State and Regional Water Quality Control Boards.

Agricultural Services

- ◆ Over 37,633 incoming plant shipments inspected at shipping distribution centers and plant nurseries in the County. Inspectors issued 364 Notice of Rejections and intercepted 209 pests of economic importance, helping protect our agricultural industry and natural environment.

- ◆ Over 587 plant shipments inspected and certified: by Orange County Agricultural Certifying Officers (“ACO”) for commodities exported through the United States and to other Countries ensuring that the plant shipments and plant products originating from Orange County were free from exotic pests and diseases.

OC WATERSHEDS

OC COUNTY-WIDE COMPLIANCE PROGRAM

OC Mitigation Program

- ◆ Received San Diego Regional Water Quality Control Board (“SD Regional Board”) sign-off confirming permit compliance obligations to offset impacts to sensitive CA native habitat at the Avenida La Pata Extension Project off-site compensatory mitigation (100-acres within O’Neill Regional Park and Trabuco Creek). Mitigation Program staff will now oversee the long-term management to preserve and protect the native plant communities found in the La Pata Extension off-site mitigation project within Trabuco Creek.
- ◆ Received California Department of Fish and Wildlife (“CDFW”) sign-off confirming off-site compensatory mitigation obligations were met from the Edinger Bridge replacement project. Mitigation Program staff will oversee the long-term management of the compensatory mitigation, a 1.26-acre non-tidal coastal salt marsh wetland adjacent to Talbert Regional Park and the Santa Ana River.

2023-2024 OVERALL ACCOMPLISHMENTS

COMPREHENSIVE LIST



Panoramic view of Aliso Viejo Creek shoreline

- ◆ Received sign-off recognition from CDFW and SD Regional Board confirmation that the on-site and off-site habitat restoration projects met permit compliance, mitigating for impacts to CA native plant communities from the Laguna Canyon Rd Drains construction project. The County Mitigation Program created and enhanced approximately one acre of CA native riparian and transitional habitat suitable of supporting diverse flora and fauna, along Laguna Canyon Road and Creek.
- ◆ Initiated five acres of stream-bed rehabilitation along Peters Canyon Wash and will extend the footprint of a prior 14.96-acre stream restoration to offset impacts from three flood control Maintenance Improvement Projects. This new project will restore and enhance CA native riparian plant communities, creating habitat suitable for the federal and state-listed endangered Least Bell's Vireo within Peters Canyon Wash and Peters Canyon Regional Park.
- ◆ Kicked off a collaborative effort with OC Waste and Recycling to explore additional utilization of composted green waste throughout OCPW in an effort to fulfill County obligations to SB 1383 recycling of organics, as well as to integrate with the principles of California EPA and California Department of Food and Agriculture Sustainable Pest Management ("SPM") 2050 work group that aims to transition the state toward more sustainable pest control practices by 2050.

OC Green Infrastructure

- ◆ Submitted a \$125,000 grant application to the Department of Water Resources for the development of a County Private Well Drought Resiliency Plan.
- ◆ Developed and delivered training to County staff on the reissued Statewide Construction General Permit.
- ◆ Completed the second phase of a project evaluating County-owned facilities for green infrastructure retrofit opportunities. This effort began with an inventory of 140 facilities utilizing a combination of geospatial data, modeling tools, and site visits. Prioritization metrics were developed that considered multiple benefit categories including water quality, flood control, water supply, economics, and funding opportunities. The final list identified the highest ranked projects in each Supervisorial District. Conceptual plans were completed for four of the five highest ranked projects with the potential to reduce/remove urban runoff volume from ~110 acres of developed land. The conceptual plans developed will be utilized to further engage with our agency partners and pursue funding opportunities.

OC National Pollutant Discharge Elimination System ("NPDES") Compliance

- ◆ Conducted stormwater inspections at 71 municipal facilities, 10 industrial facilities, and 25 commercial facilities. Responded to and/or forwarded to responsible jurisdictions 220 water

quality complaints/notifications.

- ◆ Issued stormwater enforcement to 13 responsible parties within the County and/or OCFCD's jurisdiction.
- ◆ OCPW's Adopt-A-Channel Program volunteers removed 9,005 pounds of trash from OCFCD facilities before it reached the ocean.

INTEGRATED REGIONAL WATER MANAGEMENT

Integrated Regional Water Management ("IRWM") Outreach to Community-Based Organizations:

- ◆ County staff submitted two proposals for funding in December 2023, for both North and South Orange County, respectively, to the US Bureau of Reclamation Cooperative Watershed Management Grant Program, each in the amount of \$300,000. Both proposed projects involve partnering with community-based organizations to increase the participation of disadvantaged, under-served, and tribal stakeholders engaged in the regional Integrated Regional Watershed Management groups and watershed resiliency planning. Award announcements are expected by December 31, 2024.

Watershed Project Funding Workshop:

- ◆ Led by County staff, the Aliso Creek Watershed Project Collaboration Group held a virtual workshop in August 2023, focused on funding watershed projects. A panel of experts representing Federal, State, and local agencies, as well as non-governmental organizations, discussed funding opportunities and the best ways to pursue them.

2023-2024 OVERALL ACCOMPLISHMENTS

COMPREHENSIVE LIST

Funding to Develop a Restoration Master Plan for the Lower 6 Miles of Aliso Creek:

- ◆ A grant funding proposal of \$3.4 million was submitted to the Wildlife Conservation Board for the development of a restoration master plan for the lower 6 miles of Aliso Creek. The project seeks to address multiple underlying issues caused by urbanization and stream modification, including fish passage barriers, widespread bank erosion, channel incision, floodplain disconnection, flow modification, aging grade control infrastructure, and invasive plant species.

OC STORMWATER PROGRAM

"A" Grades for Beach Water Quality:

- ◆ Received A grades from Heal the Bay for water quality at 94 percent (123 of 131 monitored stations) of Orange County's beaches during summer dry weather and 85 percent (44 of 52 monitored stations) during winter weather.

Monitoring and Reporting Program Elements Completed:

- ◆ Required elements were successfully completed for each core NPDES and TMDL compliance program, including challenging atmospheric river storm events in the winter of 2023.

Santa Ana Regional MS4 Permit Renewal and Comment Submittal:

- ◆ The Orange County Stormwater Program, along with other municipal permittees from North Orange County, San Bernardino County, and Riverside County ("the Tri-County Group"), has been engaging with the Santa Ana Regional Water Quality Control Board on the Staff Working Proposal for the next MS4 permit throughout 2023. Building on the prior Tri-County Group letter from October 2022, a second package of joint comments was submitted to the Santa Ana Water Board in April 2023. The submittal responded to questions and comments from the state on the original comment package and provided additional technical justifications for certain provisions requested. Additional permit reissuance activities are anticipated in 2024.

Progress in Newport Bay Water Quality:

- ◆ A comprehensive investigation of potential human sources of fecal contamination for the Newport Bay

watershed was completed in February 2023 that supported development and submittal of the Pollution Prevention Plan for the Fecal Coliform TMDL to the Santa Ana Water Board in August 2023. This represents the culmination of four years of work meeting the requirements of Time Schedule Order 2019-0050 adopted on December 6, 2019, by the Santa Ana Water Board.

- Additionally, the multi-agency Santa Ana-Delhi Channel Diversion project received approval from Orange County Sanitation District ("OC San") to begin operation, and a pilot phase operational mode began in the spring of 2023 in coordination with OC Operations & Maintenance. This regional project captures dry weather flows and trash from the watershed and is anticipated to provide benefits to multiple NPDES and TMDL programs. Captured water is treated and redirected to the regional Groundwater Replenishment System to augment local water supplies in collaboration with OC San and the Orange County Water District.



Collecting water samples at Monarch Beach in Dana Point

Collaboration with Orange County Transportation Authority ("OCTA"):

- ◆ OCTA announced the call for projects for Tier 2 of their Environmental Cleanup Program would open in February of 2024. With a total of \$15M available (\$2.5M project cap), eligible stormwater capital projects with a nexus to transportation infrastructure, will utilize the OC Stormwater Tools planning module developed by the OC Stormwater Program, to submit their application.

Co-hosted "H2O for HOAs" Event:

- ◆ The H2OC team partnered with Moulton Niguel Water District to organize the 2023 H2O for HOAs event held at the Norman P. Murray Community Center on October 26, 2023.

Developed a New Five-Year Strategic Plan for the Public Education Program, H2OC:

- ◆ The Orange County Stormwater Program completed an extensive review of its Public Education Program, H2OC, to develop a new five-year strategic plan – the 2023-28 Adaptive Program Strategy – which was approved for implementation by the County and its 34 partner cities.

South Orange County Water Quality Improvement Plan

- ◆ Regional Watershed Project Planning: The Calle Arroyo - La Novia Stormwater Park, a stormwater capture project providing benefits to a disadvantaged community in San Juan Capistrano, was awarded Prop 1 Round 2 IRWM funding. Funding for the Poche Beach Water Reclamation Project, a dry weather runoff diversion project was included in the 2023 Federal Budget and waiting for approval.
- ◆ Stream Change Analysis Confirmatory Monitoring Completed: A total of 23 stream reaches were monitored and assessed to verify the findings from the stream change analysis completed in 2022. The confirmatory monitoring confirmed the practicality of the Light Detection and Ranging ("LiDAR") dataset results in assessing the effectiveness of strategies being implemented to control stream alteration.
- ◆ Comprehensive Human Waste Source Reduction Strategy Dry and Wet Weather Source Investigation Summary Report Completed: This report

2023-2024 OVERALL ACCOMPLISHMENTS

COMPREHENSIVE LIST

chronicles the efforts from 2019-2023 in coordination with wastewater agencies, to complete source investigations in 5 areas of investigation during dry and wet weather conditions to identify and abate sources of human waste to the storm drain system.

- ◆ Wet Weather Reasonable Assurance Demonstration (“RAD”) Project List: A wet weather RAD project list has been developed to identify structural best management practices (“BMPs”) that will assist in complying with the wet weather bacteria load reduction deadline of April 2031. Almost 50 potential projects have been identified which would capture and infiltrate, divert, and/or treat wet weather runoff from over 30,000 acres of total developed land to meet the bacteria load reduction requirements.

OC FACILITIES DESIGN & CONSTRUCTION MANAGEMENT & CENTRAL UTILITY FACILITY

JOHN WAYNE AIRPORT (“JWA”) FACILITY IMPROVEMENTS:

- ◆ JWA Capital Improvement Program - Completed 1st CIP for JWA; obtained Board Approval in June 2023
- ◆ Facility Accessibility Upgrades Ph. 1 - Awarded Design-Build Contract (\$28.1M)
- ◆ Vertical Conveyance Systems Improvements Ph. 1 - Awarded Design-Build Contract (\$19 M)
- ◆ Taxiways A, D, E Reconstruction - Awarded Design Services Contract (\$3.4 M)
- ◆ Terminal Electrical Distribution Upgrades - Awarded CMAR Pre-construction Services Contract (\$14.2 M)
- ◆ Parking Structure A2-B2 Level 1 Waterproofing - Complete in May 2023 (\$2.0 M)
- ◆ Terminal Roof Repairs & Expansion Joint Replacement - Completed base contract (\$743k); Issued Supplemental task order for additional repair locations.
- ◆ Airfield Perimeter Fencing Enhancement Ph. 1 - Completed in October 2023 (\$573k)
- ◆ Commercial Ramp Ground Service Equipment EV Upgrades Ph. 1 - Issued NTP for construction (\$207k)
- ◆ Airport Pavement Maintenance

- Program - Completed FY22-23 program work (\$3.7 M)
- ◆ Facilities Security Improvements Phase 1 - Completed Programming Phase, Progressing into Design Phase
- ◆ Airport Layout Plan - Received FAA approval.
- ◆ Jetbridge Chair Lift Replacements completed (\$290k)
- ◆ Club Elevators 1 & 2 Modernization completed (\$481k)
- ◆ JWA Escalators 1, 3, 5 & 6 Refresh completed (\$526k)
- ◆ JWA Overhead Sign Replacement (\$299k)
- ◆ JWA Jetbridge Fire Repairs (\$192k)

OC PROBATION/JUVENILE HALL FACILITY IMPROVEMENTS:

- ◆ OC Cares/Probation Department at Juvenile Hall Youth Transition Center (“YTC”) & Transition Age Youth (“TAY”) Housing Phase I Design/Build and Construction Management Contracts: Award December 2023 (\$113M)
- ◆ OC Cares/Probation Department Adult Re-Entry Center (“ARC”) at Youth Guidance Center Redevelopment Phase I Design contract (\$1.6M) underway
- ◆ OC Cares/Probation Department Adult Re-Entry Center at Verdugo: Completion December 2023 (\$700K)
- ◆ Orangewood Children and Family Center/Social Services Agency: Completed replacements of air conditioning and replacement of the kitchen refrigeration and ADA upgrades project phases 1 and 2 (\$2M).
- ◆ Probation Department at Juvenile Hall School Admin Building Roof Rehab: Completion March 2023 (\$372K)



Probation's Multipurpose Rehabilitation Center in the City of Orange

- ◆ Probation Department at Juvenile Hall Unit Z Roof Rehab: Completion June 2023 (\$413K)
- ◆ Probation Department at Juvenile Hall Replace Main Building Control Systems: Completion December 2023 (\$800K)
- ◆ Probation Department at Juvenile Hall Replace Campus Cameras Phases 1-3: Completion December 2023 (\$281K)
- ◆ Probation Department at Juvenile Hall Replace Air Handling Units Phase 2: Completion June 2023 (\$1.4M)
- ◆ Juvenile Hall Control Desk Refurbishment (\$515k)

OC COMMUNITY RESOURCES (“OCCR”) FACILITY IMPROVEMENTS:

- ◆ Mile Square Regional Park Golf Course Conversion Phase II Design/Build Contract: Award December 2023 (\$29M)
- ◆ Public Library Projects: Los Alamitos/Rossmoor is under construction (\$4M). Dana Point and Aliso Viejo Libraries are in final design phase and Garden Grove Main, La Habra, and Stanton Libraries have initiated design contracts (\$800K-Design).
- ◆ Aliso Viejo Library Clock Tower Resurfacing (\$51k)
- ◆ Yorba Regional Park Replace, Repair, Paint Metal Umbrella Shelters: Completion January-2023 (\$842K)
- ◆ O'Neil Regional Park Replace (8) Restroom Electrical Panels: Completion November 2023 (\$222K)
- ◆ Irvine Ranch OC Parks HQ New Roof & HVAC: Completion July 2023 (\$1.8M)
- ◆ Arden Modjeska Stone House 2nd Floor Historic Building Restoration: Completion August 2023 (\$1.1M)
- ◆ Modjeska Boxcar Bridge Refresh (\$35k)

2023-2024 OVERALL ACCOMPLISHMENTS

COMPREHENSIVE LIST

HCA FACILITY IMPROVEMENTS:

- ◆ OC Health Care Agency (“OCHCA”) Campus at El Toro: Design is completed, and construction started in July of 2023 substantial completion is scheduled for late December 2024. The new building will include a new Public Health Laboratory, Agency Operation Center, Emergency Medical Services offices (\$78M).
- ◆ Health Care Agency (“HCA”) -405 Upgrades: Completed the design to modernize the elevator equipment and installation of LED interior lighting and HVAC ducting replacements (\$400k).

OTHER COUNTY FACILITY IMPROVEMENTS:

- ◆ County Hall of Administration/ Building 10 Site Redevelopment to County Employee Parking Lot (“P10”): Completion December 2023 (\$17M)
- ◆ Prado Dam Demo 15978 El Prado Road Property: Completion October 2023 (\$397K)
- ◆ Central Justice Center P3 Parking Structure Secure Wrap Install Metal Security Screens: Completion June 2023 (\$765K)
- ◆ OC Data Center: Initiated Design for replacement generator for the County Operations Center (“COC”) Campus and OC Data Center (\$350K).
- ◆ OC Sheriff's Department/Brad Gates Building: Completed Phase 4 replacement of air condition mixing boxes (\$1M); and replaced the main HVAC duct lines and issued the construction contract to replace the emergency generator (\$1.5M).
- ◆ COC Building B – 1st Floor HVAC System Replacement: Replacement of central air handling unit, ducting, mixing boxes, HVAC controls, and standalone HVAC system for the building's main computer Minimum Point of Entry (“MPOE”) room (\$1.1 M)
- ◆ COC Building A-ROV 2nd Floor Training Room Upgrades: Provided for additional staff training areas and ADA upgrades to the restrooms (\$2M).
- ◆ COC-A Registrar of Voters Printing & Graphics Interior Improvements (\$2M)
- ◆ Eckhoff Elevator Modernization (\$299k)
- ◆ MOB 2nd, 3rd, and 4th Floor Flood Abatement & Build back (\$250k)
- ◆ Laguna Courthouse Modular Demolition (\$118k)



Inside the Central Utility Facility in Santa Ana

- ◆ COC Campus Security Improvements (\$212k)
- ◆ Department Project Delivery Manual - Updated and added new additions to the AE Guide for entry into the manual for continuous product development.
- ◆ County's Veterans Cemetery in Gypsum Canyon:
 - Completed the project initial design phase and submitted project entitlement documents, grading plans, conditional use permit, CEQA, and subdivision map to the City of Anaheim for third round of review. Completed the project evaluation study with state agencies (CAL VET and Department of General Services) (\$800k).

CENTRAL UTILITY FACILITY (“CUF”):

- ◆ Steam Line Replacement Project for Jail and Intake Release: Project awarded the Construction Manager at Risk (“CMAR”) construction contract to West Coast Air (\$5.7M)
- ◆ AR1 Chiller Absorbers Re-tubing work in progress (\$795k)
- ◆ Installation of new Reverse Osmosis system in progress (\$1.2M)
- ◆ Repair work for Leg 3 Steam Line (CUF to Federal Building) in progress (\$275k)
- ◆ Design contract for Ammonia to Urea conversion awarded to AE Burns and McDonnell (\$1.5M)
- ◆ Completed installation of new air receiver June 2023 (\$150k)
- ◆ Completed upgrade of CUF PA System June 2023 (\$125k)
- ◆ Generated approximately 48,106 megawatt hours (“MWH”) of electricity; 292,655 metric million British Thermal Units (“MMBtu”) of thermal energy.

OC FACILITIES MAINTENANCE

AiM/Computerized Maintenance Management System (“CMMS”)

Work Management:

- ◆ Facilitates Maintenance now receives all work through AiM, where it is scheduled to technicians for completion. A large portfolio of Preventive Maintenance (“PM”) was established, and the team is also using the scheduling tool to allocate work orders to the trade staff.
- ◆ OCPW is incorporating other agencies (JWA, Survey, O&M, and CEO Real Estate) into AssetWorks with the next full launch for John Wayne Airport (“JWA”) facilities maintenance planned in the 1st quarter of 2024.
- ◆ JWA On-boarding:
 - Configured set ups for JWA Maintenance employees, Shops, Work Hierarchy, Finance and job number structure, properties, locations, assets, default billing accounts, and initial role mapping.
 - Preventive maintenance activities, SOP review and business model testing is set to progress in 2024 in Prep for Soft launch.
 - ReADY Tile development has been initiated and is ready for business modeling, Workflow, Final Branding.
- ◆ OCPW Operations & Maintenance (“O&M”) On-boarding:
 - Configured set ups for O&M Employees, Shops, Work Hierarchy, Properties, & Locations.

2023-2024 OVERALL ACCOMPLISHMENTS

COMPREHENSIVE LIST

- User Role Mapping, Assets, Finance and JN structure, Preventive Maintenance set ups are in Progress.
- Request Portals: Field Maps and Sales Force are developed and are in testing. The base ReADY tile development has been initiated and is ready for business model testing, Workflow.
- ◆ CEO Real Estate On-boarding:
 - Final Real Estate work hierarchy and ReADY Tile development completed and is in final Phase testing. Awaiting user acceptance and Production cut over in 2024.
- ◆ OCPW: Projects Tile development in Progress.
 - Initial discovery and Framework have been completed. Base AiM Work Hierarchy has been completed awaiting initial review and Additional Scope development, workflow approval, user acceptance testing and Production cut over.
- ◆ Dynamic encumbrance:
 - Established County contract standards for supporting Dynamic Encumbrance that support annual contract year
- Error handling and cost reconciliation is in progress.
- ◆ Added additional Preventive Maintenance (“PM”) routines to support JWA operations.

Facilities Staffing Reorganizing for Enhance Efficiency and Collaboration

- ◆ On-boarded 51 JWA Facilities Maintenance positions into the OCPW Facilities Maintenance organizational structure.
- ◆ Reorganized JWA Maintenance leadership roles and schedules to strengthen the relationship between OCPW and JWA Operations and to provide the technical resources required to maintain County Facilities.
- ◆ Implemented a Maintenance On-Call procedure for JWA Maintenance staff to adhere to the MOU. This resulted in less confusion as well as reduction in excess overtime.
- ◆ Reallocated PMT staff to support JWA maintenance contract administration.
- ◆ Filled the vacant Regulatory Compliance Administrative Manager

- ◆ Worked with Fleet Services and procurement to create a Tank Assessment contract to ensure that their hazardous waste tank meet the operating requirements established by Certified Unified Program Agencies (“CUPA”).
- ◆ Currently working on an “On-Call Air Quality and Emissions Regulatory and Environmental Services” contract to continue to stay in compliance with state and federal environmental regulations.
- ◆ Updated the status of the generator equipment located at the Hall of Administration and South County Garage by inactivating the permits with South Coast Air Quality Management District (“AQMD”) and formally notifying California Environmental Protection Agency (“CERS”) Partnered with OC Fleet Services and procurement to create a Tank Assessment contract to ensure that their hazardous waste tank meet the operating requirements established by CUPA.
- ◆ Ongoing support of an “On-Call Air Quality and Emissions Regulatory and Environmental Services” contract to ensure compliance with state and federal environmental regulations.
- ◆ Updated the status of the generator equipment located at the Hall of Administration and South County Garage by inactivating the permits with South Coast AQMD and formally notifying CERS.
- ◆ Removed underutilized vehicles from the JWA maintenance fleet that were labeled as Gross Polluters under California’s strict emissions laws.
- ◆ New 2023 AQMD/AER – Phase I changes to the annual reporting requirements: The expansion of this regulation required the submission of an Annual Emissions Report (“AER”) for all emergency generators over 50HP to report any annual emissions as a result consuming combustible fuel sources. 17 Facilities and Generators were identified as needing this report and all 17 were submit under the reportable emissions requirements negating any additional emissions fees from AQMD. Phase II will involve additional emissions requirements that may include additional generators along with other types of combustible engines and fuel sources. The roll out of Phase II has not been Finalized yet but projected for 2024 or 2025.

Regulatory Compliance

- ◆ Supported the CUF in creating a Spill Prevention, Control, and Countermeasure (“SPCC”) plan to establish the steps required to prevent, control, and mitigate a discharge of oil.
- ◆ Supported the CUF in creating SPCC plan to establish the steps required to prevent, control, and mitigate a discharge of oil.



An Electrician checking the amperage of an electrical box at Fruit Street in Santa Ana

- constraints, fiscal year constraints and budget constraints.
- Set up a blend of various types of contracts for proof of concept and interface testing.
- Developed and aligned Budget, Operational, and Procurement SOPs to support new contract structure.
- Launched Labor, Supply and Services cost interfaces from CAPS+ to AiM.

2023-2024 OVERALL ACCOMPLISHMENTS

COMPREHENSIVE LIST



Fleet technician working on a truck at Fruit Street Garage

Facilities Management and Support

- ◆ \$2.5 million: List of Maintenance Improvement Projects (“MIP”) developed for 2024 following completion of airport-wide facility condition assessment.
- ◆ Completed a renewed JWA Facility Maintenance Capital Asset Inventory that was incorporated into AiM and will be used for upcoming CIP planning.
- ◆ PMT supported 280+ contracts and processed over 8000 invoices for various commodities, supplies and services and processed over 7,800 service requests.
- ◆ Outsourced the after-hours call out process and developed and updated the after-hours call out manuals, processes, and procedures. Created an after-hours Teams Channel to enhance visibility and accessibility to electronic call out lists and call logs.
- ◆ Provided administrative support to JWA Maintenance for contract administration activities including the development of individual contract files and reduced invoice processing time.
- ◆ Supported move-in and setup of operations at the new County Administration North (“CAN”) Building, as well as the move-out and demolition preparation for Hall of Administration (“HOA”).
- ◆ Developed a consolidated Capital Improvement plan that has initiated

- projects to be included in Ocpw’s 5-year SFP.
- ◆ OCPW lead the setup of a temporary cold weather shelter in Fullerton to support the Office of Care and Coordination efforts.
- ◆ Initiated a service contract for Repair and Maintenance of the CAS and CAN elevator systems.
- ◆ Completed all OSHA required training for the trade staff including practical training for fall protection, Boom and Scissor Lift, Street Sweeper, and powered industrial trucks.

23,962 Work orders processed in 2023:

- ▶ OCPW: 2,882
- ▶ JWA: 12,324
- ▶ OC Social Services Agency: 670
- ▶ OC Health Care Agency: 1,811
- ▶ OC Probation: 2,254
- ▶ OC Community Resources: 1,218
- ▶ Miscellaneous: 861

OC FLEET SERVICES

- ◆ Facility Needs Assessment (“FNA”) for Operational Efficiency:
 - Produced data and metrics for an assessment of the entire fleet, including three maintenance facilities, resulting in recommendations regarding program square footage, required service bays, ancillary

- support space, site access, and vehicle storage for vehicle intake and decommissioning activities.
- Data to be used by County’s CEO Real Estate to find a suitable site for the prescribed program.
- Data to be basis for bidding the Architect-Engineer services for the design and build phase of project.
- ◆ Partnered with Revenue Streams to Develop an updated Fleet Rate Model that recovers all operating cost.
- Set aside collected Vehicle and Non-Vehicle Depreciation in separate DRSRC to be moved to reserves for future purchases.
- Began charging Overtime July 1, 2023
- Revenue Streams will monitor fleet operations on a quarterly (or as needed) basis beginning FY 2023-24.
- Include Indirect and CWCAP in the billing rates for increased transparency to users.
- Consolidated fleet pool vehicles from 4 class to 2
- ◆ Closed Fleet Service Center in Laguna Niguel, absorbing maintenance, and repair into the remaining 3 shops.
- Developed mobile repair program to serve South County Operations on an as needed basis.
- ◆ Telematics: Migrated 71% of County Fleet from Verizon Network Fleet to GeoTab to enable data analytics for fuel usage/idling time, fault tracking, nesting locations as well as allowing vehicles to be included in the Bureau of Automotive (“BAR”) Continuous Testing Program (“CTP”) greatly reducing the number a manual SMOG test need.
- ◆ Fleet Services continues to develop and adjust the current 5/10-year EV transition planning. The role of Fleet Services is to provide agencies with potential replacements that will comply with CARB regulations as well as potential hub locations that allows OC Facilities Design & Construction Management to prioritize charger infrastructure installations.
- ◆ In preparation for California Air Resources Board (“CARB”) Advanced Clean Fleet rule starting in 2024, OC Fleet resources planned with departments to pull ahead the purchases of 43 vehicles that are over 8500 GVWR. This will put the County in a better position to comply with the regulation of purchasing 50% EV in the upcoming years.

2023-2024 OVERALL ACCOMPLISHMENTS

COMPREHENSIVE LIST

- ◆ Completed the first annual CNG tank inspections on 58 vehicles in 2023. In previous years, it was mandated to inspect every three years allowing the department more time. Starting in 2023, these inspections will need to be completed every year.
- ◆ Fleet Services has managed through vehicle and equipment shortages stemming from supply chain constraints and United Autoworker (“UAW”) labor disputes.
 - County wide vehicle reduction allocation on various Ford and GM models resulting in alternative vehicle make purchases.

11,907 work orders processed in 2023:

- ▶ OC Sheriff/Coroner 5,052
- ▶ OCPW 2,647
- ▶ OC Community Resources: 1,196

OC INFRASTRUCTURE PROGRAMS

FLOOD PROGRAMS

Santa Ana River Project (“SARP”)

- ◆ Acquired 106 out of 113 (94%) properties within Prado Basin for the Prado Dam spillway project, valued at approximately \$250M.
- ◆ Participated in the design review of the Prado Dam Spillway raise project.
- ◆ Completed utility relocations for Inland Empire Utilities Agency, Jurupa Community Services District, Santa Ana Watershed Project Authority and Cities of Corona, Chino, Eastvale and Norco for the Prado Dam project.
- ◆ Completed engineering analyses and legal analyses of all SCE-related relocations for the Prado Dam project.
- ◆ Substantial completion (90%) of the construction of the Santa Ana River Mainstem project features including River Road Dike, Alcoa Dike Phase 2, Norco Bluffs and Lower Santa Ana River reach 9 phase 5B projects.
- ◆ Coordinated with the U.S. Army Corps of Engineers to develop a complete Design Documentation Report (“DDR”) for the Santiago Creek Flood Risk Management Project.
- ◆ Completed the Supplemental Environmental Assessment (“SEA”) and Initial Study (“IS”) for public review and conducted 3 public meetings for the Santiago Creek Flood Risk

Management Project.

- ◆ Submitted over \$56M of the Bipartisan Budget Act of 2018 claims to the U.S. Army Corps of Engineers for reimbursement.
- ◆ Complied with the U.S. Army Corps of Engineers levee inspection report for Santa Ana River to remain active in the PL84-99 program.
- ◆ Completed the final inspection of the Phase 5B project – the last construction project for the Lower Santa Ana River.
- ◆ Completed the inspections and finalized the O&M manuals for the completed Prado Dikes (Adobe, CIW, Sewage Treatment, Housing, and Auxiliary Dikes) and Reach 9 levees (Phases 2B, 3, 4, and 5A) prior to turnover to OC Flood Control District.

Floodplain Management & Hydrology

- ◆ Completed the Carbon Creek flood control study for this channel that spans from Los Alamitos to Anaheim.
- ◆ Completed all OC Flood Control District dam Emergency Action Plans (9) and obtained approval from CalOES for each dam classified as Extreme High Hazard or High Hazard.
- ◆ Completed annual Community Rating System recertification prior to the 2023-2024 rainy season, allowing unincorporated area residents to be eligible for a 25% reduction in flood insurance premiums.
- ◆ Updated the 1986 OC Hydrology Manual.
- ◆ Reviewed and approved Rancho Mission Viejo’s Runoff Management Plan Update.



Foothill Basins Maintenance

Flood Agreements

- ◆ Provided supporting documentation that will help facilitate U.S. Army Corps of Engineers funding of \$600 million to OC Flood Control District towards the acquisition of property relating to the Prado Dam Improvement Project.
- ◆ Reviewed over 40 encroachment permit requests regarding use OC Flood Control District property.
- ◆ Aided in close-out of Lewis Channel Maintenance Agreement with Caltrans for OC Flood Control District to perform certain maintenance activities.
- ◆ Obtained over \$2.8M in Bipartisan Budget Act of 2018 refunds from the U.S. Army Corps of Engineers.
- ◆ Negotiated agreements with the City of Santa Ana for its Fairview Avenue Bridge improvement project, City of Irvine for its Venta Spur pedestrian bridge, OC Sanitation District for its replacement of the Edinger Pump Station, and City of Orange for its PFAS improvements project.
- ◆ Provided reviews for property transfers and agreements with the City of Laguna Beach for South Laguna beaches and for Laguna Canyon Channel improvements.
- ◆ Reviewed agreement the CA Department of Parks and Recreation and the Division of Boating and Waterways for County’s contribution toward the Surfside-Sunset Beach Nourishment Project.
- ◆ Negotiation of the State Route (“SR”) 91 Cooperative Agreement between OC Flood Control District and OCTA

2023-2024 OVERALL ACCOMPLISHMENTS

COMPREHENSIVE LIST

to accommodate this OCTA/Caltrans project.

- ◆ Executed a cooperative agreement between OC Flood Control District and OCTA for completion of the SR-91 Improvements from State College Blvd. to Lakeview Ave. project.

ENGINEERING

Road/Bikeway Design

- ◆ Provided construction support on Loma Ridge Road access to the County’s Emergency Operations Center (“EOC”).
- ◆ Provided construction support on Santa Ana Gardens Bikeway Phase 2-4.
- ◆ Completed Plans, Specifications & Estimates for the Antonio/Crown Valley Intersection Improvements.
- ◆ Completed Plans, Specifications & Estimates and provided construction support for Midway City Community Center Parking Lot.
- ◆ Completed Plans, Specifications & Estimates for the Oso Parkway/Coto de Caza Drive traffic signal installation project.
- ◆ Launched effort to update the OC Highway Design Manual.

Flood Design

- ◆ Substantial completion of San Juan/ Trabuco Creek Facility Study.
- ◆ Obtained Board of Supervisors approval for updated Flood Control Design Manual.
- ◆ Provided engineering review support for major Flood Capital Improvement Program, CPP and Rancho Mission Viejo Plan and Study submittals.
- ◆ Responded to more than 150 Public Records Act (“PRA”) requests for record drawings.
- ◆ Initiated update to Fullerton Creek Facility Study.

Regulatory Permits

- ◆ Supported the Capistrano Beach sand replenishment project.
- ◆ Supported processing of State Lands Commission Lease for Santa Ana River outlet (5-year extension)
- ◆ Delivered a cost savings of approximately \$637.5K by reducing mitigation requirement for the Santa Ana Gardens Channel from 2.89 acres to 0.34 acres.
- ◆ Negotiated a reduced Ocean Outlets Permit fee with the State Water Board, saving the County more than \$148K.
- ◆ Initiated Aliso Creek Restoration Project.
- ◆ Gained approval for San Diego Creek



Paving the Santa Ana Gardens Bikeway Path

pilot sediment removal project intended to improve flood conveyance and habitat management.

- ◆ Gained approval for Talbert Marsh Living Shoreline Project in Huntington Beach.

Utilities

- ◆ Updated the County’s Utilities Manual.
- ◆ Launched operation of the online Utility Service Request.
- ◆ Sent over 300 map requests to utility companies.

TRAFFIC & DEVELOPMENT SUPPORT

Traffic Investigations

- ◆ Updated the OC Traffic Committee membership by amending a County Ordinance, adopting a new resolution, and revising the committee bylaw.
- ◆ Investigated 189 traffic related cases received from the public.
- ◆ Established new speed limits on two County roadways.
- ◆ Conducted six traffic studies:
 - Ladera Ranch E-bikes Study (also expanded to Rancho Mission Viejo)
 - Master Plan of Arterial Highways amendment study for Santiago Canyon Road/El Toro Road/Black Start Canyon Road (65% complete)
 - Master Plan of Arterial Highways amendment study for Villa Park Road/ Canon Road (95% complete)
 - Rossmoor Community Traffic Study (99% complete)
 - Hewes Street Safety Improvement (95% complete)
 - BNSF bridge crossing connecting

Santa Ana River Trail and Green River Golf Course

- ◆ Completed three high profile projects:
 - Oso Parkway/Coto de Caza Drive traffic signal design
 - Antonio Parkway and Cow Camp Road intersection guardrail design
 - Modjeska Grade Road rumble strip pilot project
- ◆ Completed two design/construction projects for the installation of Radar Speed Feedback Signs; one in Yorba Linda and one in North Tustin.

Traffic Signal Design & Signal Operations

- ◆ Construction contract awarded for Traffic Management Center Fiber Optic Expansion project for Chiquita Canyon Road in Rancho Mission Viejo.
- ◆ Collaborated with Orange County Transportation Authority (“OCTA”) and other local agencies on Regional Traffic Signal Synchronization Projects, including:
 - Katella Avenue Corridor
 - Orangethorpe Avenue/Esperanza Road Corridor
 - First Street/Bolsa Avenue Corridor
 - Crown Valley Parkway Corridor
 - Antonio Parkway Corridor
- ◆ Completed Local Signal Synchronization Plan update.
- ◆ Completed design of traffic signal improvements at Antonio Parkway at Crown Valley Parkway.
- ◆ Completed design of traffic signal installation at Oso Parkway/Coto de Caza Drive.

2023-2024 OVERALL ACCOMPLISHMENTS

COMPREHENSIVE LIST

- ◆ Operated and maintained over 120 traffic signals and other traffic control devices.
- ◆ Operated and maintained the County's Traffic Management Center.
- ◆ Configured and deployed 25 new fiber switches to fully standardize County traffic network switches.

Development Support

- ◆ Reviewed 751 Road & Flood encroachment permit requests.
- ◆ Reviewed 530 Rancho Mission Viejo permit requests.

PROGRAMMING

Road Fees

- ◆ Processed 51 city remittances resulting in approximately \$1.5M in collected Road Fee Revenue.
- ◆ Provided a Road Fee determination on approximately 519 building permits, resulting in approximately \$12.2M in Road Fees and South County Roadway Improvement Program ("SCRIP") credits for the County.
- ◆ Coordinated the issuance of \$1.25M in SCRIP credits to Rancho Mission Viejo for their funding contributions to projects within South Orange County.


Capital Improvement Program ("CIP") / Operational Budgets & Others

- ◆ Facilitated development of the CIPs for John Wayne Airport and OC Animal Care.
- ◆ Initiated new Architectural/Engineering on-call contracts for OCPW' \$1.2 billion CIP.
- ◆ Presented an infrastructure update to the Orange County Business Council in October 2023, highlighting our 7-year Capital Improvement Program.
- ◆ Presented OCPW flood control project updates to Huntington Beach residents at a First Supervisorial District "Community Coffee" event in October 2023.
- ◆ Submitted necessary resolutions and reports to ensure the County remains eligible for Orange County Transportation Authority's M2 funding.
- ◆ Coordinated with OC Survey and OC Animal Care to develop a publicly accessible GIS web map displaying OC Animal Care's upcoming Capital Improvement Program projects.
- ◆ Presented Capital Improvement Program, Active Transportation Plan, ADA Transition Plan, and Local Road Safety Plan information to the WTS

(Advancing Women in Transportation) Orange County Chapter.

Project Development and Grants

- ◆ Received \$808K in federal funds for development of the County's Local Road Safety Plan through the Safe Streets and Roads for All ("SS4A") grant program (total estimated cost is \$1M).
- ◆ Executed a funding agreement between the CA Department of Water Resources for the development of Floodplain Management Plan, establishing terms and conditions for \$975K grant funds received as part of the Floodplain Management, Protection, and Risk Awareness Grant Program.
- ◆ Applied for \$ 3.6M in grant funds under Orange County Transportation Authority's 2023 OC Complete Streets Grant Program, for implementation of Los Patrones Parkway Safety Improvement Project.
- ◆ Participated in Orange County



Performing drainage analysis for a road project in North Tustin

Transportation Authority workshop covering the Complete Streets, Regional Capacity and Regional Traffic Signal Synchronization Programs.

- ◆ Received Orange County Transportation Authority board approval of \$500K in M2 funding for Rancho Mission Viejo planning area 3 Urban Stormwater Quality Infiltration and Pre-Treatment Basin Project, a County partnership with Santa Margarita Water District and Rancho Mission Viejo.
- ◆ Received Board of Supervisors approval of the Active Transportation Program that will deliver projects necessary to improve public safety, regional mobility and regional connectivity.
- ◆ Conducted an ADA accessibility audit in the unincorporated El Modena community located in Orange, enabling the community an opportunity to talk with County representatives about related items within their community and learn about our next steps regarding implementation of the ADA updates.
- ◆ Conducted a training workshop for OC Community Resources project managers to discuss elements of successful engineering Project Programming Reports.
- ◆ Hosted five ADA community events to engage with unincorporated County communities to solicit feedback for the development of the ADA Transition Plan.
- ◆ Completed Project Programming Reports for the Oso Parkway/Coto de Caza Drive traffic signal installation project.
- ◆ Issued consultant task orders for conducting technical studies for the Los Patrones Parkway Safety Improvement Project, alternatives evaluation for three Brea Canyon Road bridges, and hydraulic study for Meads and Amapola bridge crossings.

OC OPERATIONS & MAINTENANCE

- ◆ Completed work and closed out 9,108 work orders for maintenance service on road and flood control facilities.
- ◆ Answered approximately 2,000 customer calls. Of these calls, 1,668 were converted into customer service requests in myOCeServices.
- ◆ Processed approximately 5,100

2023-2024 OVERALL ACCOMPLISHMENTS

COMPREHENSIVE LIST

customer service requests via myOCeServices (includes 1,668 received via phone and submitted to myOCeServices by O&M staff).

- ◆ Removed approximately 357,000 cubic yards of trash and debris from County roads and flood control channels (equivalent to about 12,000 trash trucks of material).
- ◆ Removed approximately 88,500 cubic yards of deposited sand from the Talbert Channel and Santa Ana River ocean outlets.
- ◆ Provided and transported approximately 132,000 cubic yards of sand used to restore Capistrano Beach, Newport Beach, and Surfside-Sunset Beach.
- ◆ Performed environmental remediation efforts involving 1,635 encampments along OC Flood Control District right-of-way with support from OC Sheriff's Department Behavioral Health Bureau and Health Care Agency. 88 percent of these encampments were resolved within 30 days of identification.
- ◆ Repaired approximately 25,307 linear feet of fencing and installed 4,595 feet of new security fencing along channels.
- ◆ Removed approximately 912,140 square feet of graffiti from road and flood control facilities.
- ◆ Trimmed approximately 5,300 trees and vegetation along 112 miles of flood control channels.
- ◆ Prevented litter and other pollutants from reaching our beaches and to ensure our drainage facilities function properly during rain events:
 - Cleaned 2,500 catch basins, at least twice.
 - Removed approximately 203,300 cubic yards of sediment from flood control channels and basins.
 - Installed 376 new street sweeping signs in Rossmoor to facilitate enforcement of Rossmoor Community Services District's new street sweeping schedule.
- ◆ Enhanced vehicle and pedestrian safety:
 - Repaired 933 feet of guardrail along County roads.
 - Re-striped over 126 miles of streets in unincorporated areas in Rossmoor, Midway City, Anaheim, Orange, El Modena, Tustin, Orange Park Acres, Dana Point Harbor, Rancho Mission Viejo, Ladera Ranch, and Wagon Wheel, as well as streets for customer cities Dana Point and Mission Viejo.



O&M crew painting lane stripes in Mission Viejo

- Replaced 4,016 pavement markers on County roads to maintain lane-line visibility.
- Repaired approximately 39,217 square feet of sidewalk and 5,445 linear feet of curb and gutter in County areas.
- Repaired or replaced 1,217 traffic signs in County areas that were faded, damaged, or illegible.
- ◆ Activated the Department Operations Center to provide enhanced customer service, after-hours response, and emergency response support during storm events in January, August, and December 2023.
- ◆ Prepared the Canyon areas for the rainy season by completing annual road shoulder grading and installing sandbags on dirt shoulders to prevent mud and debris from getting onto the roads.
- ◆ Partnered with District 3 and OC Waste & Recycling to distribute free sandbags and wattles made from recycled green waste. Residents used these to protect their properties from storm water damage.
- ◆ Uploaded 1,295 horizontal facilities and 5,856 horizontal assets into our new computerized maintenance management system, AssetWorks.
- ◆ OC Construction completed 4 Maintenance Improvement Program ("MIP") projects:
 - Lane Channel Rehabilitation Phase 1 (\$1.4 million)
 - Como Channel Bulkhead Structure Remodel Phase 2 (\$800,000)
 - Barranca Channel Rehabilitation Phase 1A (\$1.9 million)
 - Seven Oaks Dam Access Road Pavement Maintenance (\$483,000)

- ◆ OC Construction began construction on 3 additional MIP projects:
 - Santa Ana Gardens Channel Repair Phase 1A (\$1.8 million)
 - Seal Beach Pump Station Sump Pump Discharge Pipe Replacement (\$515,000)
 - Barranca Channel Rehabilitation Phase 1B (\$1.8 million)

OC SURVEY

MAP CHECK & RIGHT-OF-WAY SERVICES

- ▶ 3,006 Completed reviews of subdivisions, records of survey and corner records
- ▶ 2,184 Corner record maps filed
- ▶ 156 Recorded records of surveys
- ▶ 104 Completed interrogatories (accident investigations)
- ▶ 47 Recorded parcel maps
- ▶ 31 Recorded tract maps
- ▶ 19 Filed lot line adjustments
- ▶ 1 Annexations
- ▶ 45 Certificate of Corrections
- ▶ 147 Address requests
- ◆ Prepared Prado Basin property legal descriptions and provided ongoing support to County Real Estate for the Santa Ana River Mainstem Project.
- ◆ Prepared legal descriptions and exhibits for the following major projects:
 - Green River golf course
 - Aliso & Wood Canyon trail
 - Irvine Regional Park Natural Play
 - Prima Deshecha Landfill

2023-2024 OVERALL ACCOMPLISHMENTS

COMPREHENSIVE LIST

- ◆ Prepared acquisition packages for the following projects:
 - South Laguna Beaches
 - Aliso & Wood Canyon - Urban Runoff
 - O'Neill Regional Park – Lower Curtis Park
 - Whiting Ranch Regional Park
 - Trabuco Creek channel (HOA)
 - Trabuco Creek Road
 - Collins Channel – OCSD
 - Santa Ana River “OC Vibe” (City of Anaheim project)
 - Gilbert Street
 - Silverado Canyon Road bridge
 - Crawford Canyon & Newport Avenue
 - Aliso Creek Trail – Interstate 5
- ◆ Reviewed legal descriptions and exhibits from private engineers and surveyors for the following projects:
 - Serrano Creek – Irvine Ranch Water District
 - El Toro Reuse – BeWell facility
 - Oso Creek channel (Crown Valley Parkway)
 - San Juan Creek channel bridge replacement
 - Sunset Channel Edinger pump station
 - Santa Ana River – Honda Center
 - Portola Parkway – Irvine Ranch Water District
- ◆ Performed title services and encumbrance mapping for the following:
 - Barrett Lane
 - Clark Park Interpretive Center
 - John Wayne Airport

GEOSPATIAL SERVICES

- ◆ Assessor application to replace deprecated CAMA system/Comp sales application.
- ◆ Integrating AiM asset management platform with GIS data
- ◆ Tustin Blimp Hangar response- created application for first responders and the public to report asbestos debris.
- ◆ OC Parks sewer GIS inventory. New laws required the creation of a spatially accurate GIS inventory of OC Parks sanitary sewer infrastructure which the geospatial team took over and completed.
- ◆ Box transition and development- Implemented Box for file storage. Co-authoring files in box cloud enabled.
- ◆ Night drone imagery capture at John Wayne Airport - Providing airport staff with near real-time imagery of terminal and taxiway using drones with lighting fixed to the drone.
- ◆ Prado Dam elevation change power line surveys using drones. Created an application for the monitoring of power



Surveyors measuring the bottom of the bay floor at the Bolsa Outlet in Huntington Beach for OC Construction

- line elevations. The team quickly was able to identify areas where power lines would need to be raised due to being lower than the water level.
- ◆ Conversion to new server infrastructure- Getting off aging infrastructure and upgrading server environment to new OS to minimize security concerns.
 - ◆ County Service Delivery Model- Collaborated with CEO, Health Care Agency, Social Services Agency, and OC Community Resources to create a new model for delivery of County social and health services and programs. Looking at demographics of the County, existing real estate, and existing customer data to help improve site selection and coordination across multiple departments.

FIELD SERVICES

- ◆ 306 Survey requests fielded (4% increase)
- ◆ 136 New project requests
- ◆ 58 Topographic/boundary surveys

Key Projects

- ◆ Youth Transition Center (15-acre campus)
- ◆ Silverado Canyon Road Guardrails (7 miles)
- ◆ JWA Arrival Road (P404)
- ◆ Panorama Heights Drainage Study (90 acres) -CAD Only
- ◆ 35 construction surveys
- ◆ Laguna Canyon Channel
- ◆ Musick Jail
- ◆ East Garden Grove-Wintersburg Channel bridges
 - 17 Monument preservation surveys
 - 14 Leasing exhibits
 - 12 Monitoring/scour study surveys



Additional Project Requests

- ◆ 162 Construction staking requests
- ◆ 10 Scope expand requests

Miscellaneous

- ◆ Reduced field safety hazards by 50% by deploying drone and LiDAR technologies (for you: kept our guys out of major roads, creeks, poison oak areas, and rough terrain)
- ◆ Complete 2 Job Safety Analysis (Flood/Road Topographic Surveys)
- ◆ Completed Aggressive Dog Training for 50% of Field Staff
- ◆ Trained and incorporated six partial FTEs from right-of-way and map checking into our production workflow

EMPLOYEES BY THE NUMBERS




914
Positions in 10 Service Areas




14
Construction Inspectors

24
Maintenance Inspectors

11
Building Inspectors



39 Finance and Procurement Specialists



30
Environmental Resources Specialists

46
Agricultural Standards Inspectors


13
Materials Testing Technicians



19
Electricians and CUF Plant Operators

54
Vehicle Fleet Technicians

47
Heavy Equipment Operators



80
Tradesman and Custodial Staff




6
Code Enforcement Officers

14
Permit Technicians



25
Geographic Information System (GIS) Technicians

52
Surveyors



84
Engineers

36
Project Managers



Sixth
most populous
county
in the
United States



4
Dams
operated
by OCPW



**ORANGE
COUNTY**


BY THE NUMBERS




380
Miles
of Flood
Channels
maintained
by OCPW





31
Unincorporated
Communities




Over
3.121 million
people



205
Square miles of
unincorporated
County Area



345
Miles of
roadways
in unincorporated
OC maintained
by OCPW



8
Pump
Stations
operated and
maintained
by OCPW

OC Public Works

601 North Ross Street
Santa Ana, CA 92701

ocpublicworks.com



OC Public Works